

A

B

C

D

A

B

C

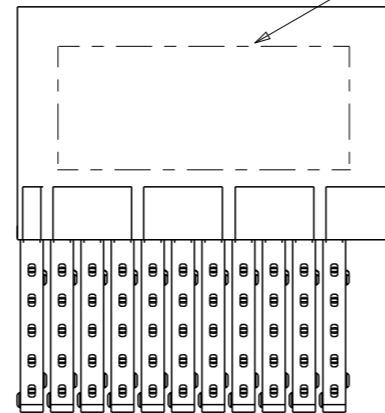
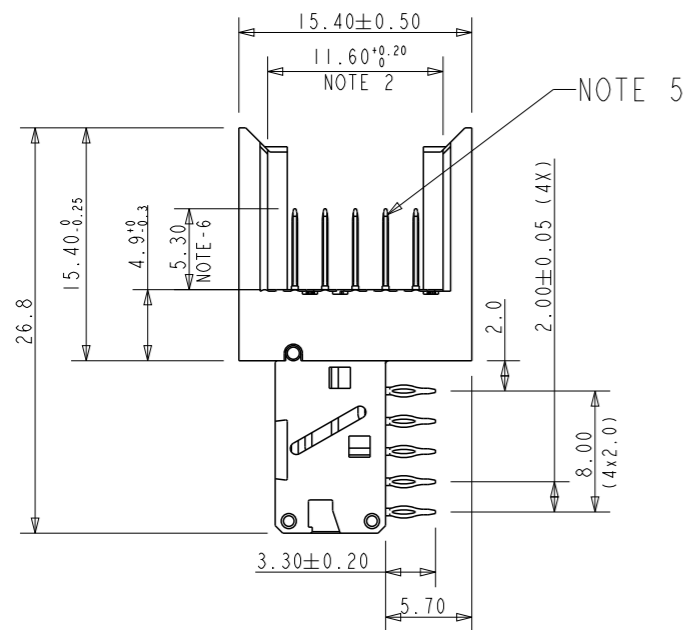
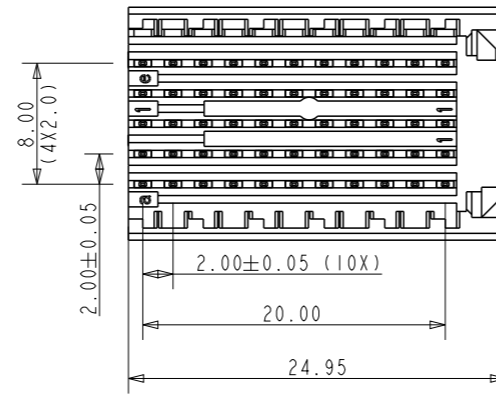
D

PERFORMANCE CHARACTERISTICS :

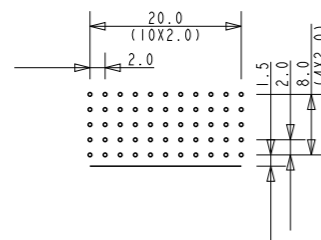
CURRENT RATING : 1.5A AT 20°C (FULLY LOADED)  
 1A AT 70°C (FULLY LOADED)  
 RATED VOLTAGE : 500V AC (CONT / CONT)  
 OPERATING TEMPERATURE : -55°C TO 125°C  
 CONTACT RESISTANCE : 25mΩ MAX.  
 INSERTION FORCE : 0.75 N MAX / CONT  
 EXTRACTION FORCE : 0.15 N MIN / CONT  
 INSULATION RESISTANCE : 10<sup>4</sup>MΩ MIN.

NOTES :

- UL APPROVED WITH USR AND CNR.
- MEASURED AT THE BOTTOM.
- MATERIAL CONTACT : PHOSPHORBRONZE.  
HOUSING : LCP 30% GLASS-FILLED.
- CONNECTOR PRINTED WITH P/N AND DATE CODES.
- FOR ACTUAL CONTACT LOADINGS, SEE LOADING PATTERN MATING SIDE.)
- 4 = LEVEL 1 (5.30)  
5 = LEVEL 2 (6.80)  
6 = LEVEL 3 (8.30)
- 'HM2J09PE5130' LEAD FREE INDICATOR : LF = LEAD FREE  
PERFORMANCE LEVEL INDICATOR (Ref DWG No BS,C ,201844,003)
- FOR RECOMMENDED PTH DIMENSIONS REFER DRAWING : BS,A ,201572,001
- THIS PRODUCT (LF) MEETS EUROPEAN UNION DIRECTIVES AND OTHER COUNTRY REGULATIONS AS DESCRIBED IN GS-22-008



PCB HOLE LAY-OUT



LOADING PATTERN : MATING SIDE

F	0	0	0	0	0	0	0	0	0	0	0
E	5	5	5	5	5	5	5	5	5	5	5
D	5	5	5	5	5	5	5	5	5	5	5
C	6	6	6	6	6	6	6	6	6	6	6
B	5	5	5	5	5	5	5	5	5	5	5
A	5	5	5	5	5	5	5	5	5	5	5
Z	0	0	0	0	0	0	0	0	0	0	0
	1	2	3	4	5	6	7	8	9	10	11

www.fciconnect.com		surface - ✓ ISO 1302	tolerance std ISO 406 ISO 1101	projection mm
TOLERANCES UNLESS OTHERWISE SPECIFIED				
Dr	M.Fret	2000-04-28	ANGULAR	0.X ±0.2
Eng	M.Fret	2000-04-28	LINEAR	0.XX ±0.1
Chr	Alex Babu	2008-04-24	0° ±1°	0.XXX ±0.05
Appr	Alex Babu	2008-04-24	Product family	MILLIPACS
			size	A3
			ECN	111-0044
			Spec ref	-
FCI			MPACS RA HDR	dwg no
			type C, not shielded	BSC202767017
			catalog no	HM2J09PE5130----
			CUSTOMER COPY	sheet 1 of 1

rev	ecn no	dr	date
A	CONV R0	GNV	2002-08-28
B	EC B20190	MF	2002-11-22
C	105-0108	AB	2005-06-23
D	106-0107	AB	2006-07-15
E	108-0050	AB	2008-04-24
F	110-0098	GT	2010-04-19
G	111-0044	GT	2011-02-28