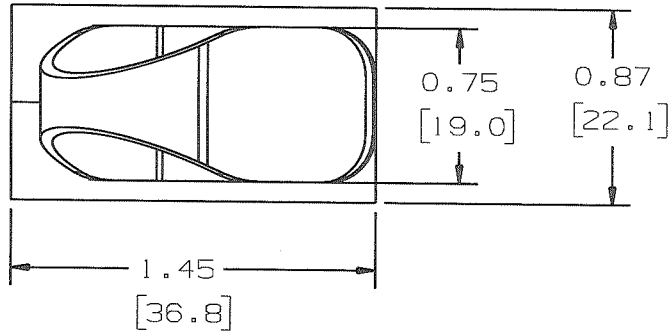
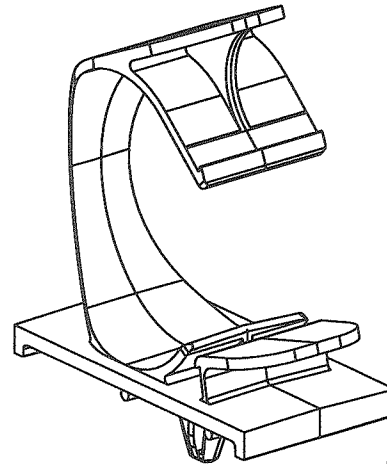
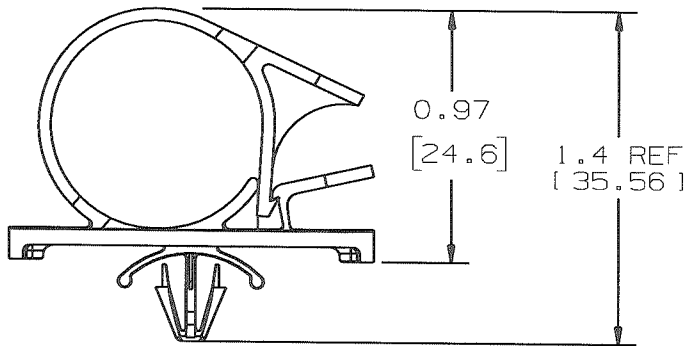


THIS COPY IS PROVIDED ON A RESTRICTED BASIS AND IS NOT TO BE USED IN ANY WAY DETRIMENTAL TO THE INTERESTS OF PANDUIT CORP.

PANDUIT PART NUMBER*	MAXIMUM CABLE DIA. in. (mm)	WEIGHT lbs. (g)/100pcs	HOLE SIZE DIA. RANGE	PANEL THK. RANGE
LWC75-H25	0.75 (19.05)	1.05 (475)	3/16"-1/4" [5-6]	0.025-0.105 [0.6-2.7]



NOTES:
1. SEE CURRENT PRICE SHEET FOR PART NUMBER SUFFIX DESIGNATION, FOR PACKAGE SIZE.



DIMENSIONS IN BRACKETS ARE METRIC [mm]

CAD FILENAME/LAYERS G03597G0_DC_GB0239FB/00B

PANDUIT CORP. TINLEY PARK, ILLINOIS

LWC75-H25, LATCHING WIRE CLIP

UNLESS OTHERWISE SPECIFIED, DIMENSIONAL TOLERANCES ARE:
(.X) ±0.05 (1.3) (.XXX) ±0.010 (0.25)
(.XX) ±0.02 (0.5) ANGLES ± 5°

UNLESS OTHERWISE SPECIFIED, ALL DIMENSIONS ARE GIVEN IN INCHES, THIRD ANGLE PROJECTION.

DRAWN BY JAD

MAT'L:

SCALE NONE

DATE 8/18/97

NYLON 6/6

DRAWING NO.

DRG

CHK'D KLN

GB0239FG

A

SIZE

REV	DATE	BY	CHK	DESCRIPTION	ECN	R	CUST	SUP
00B	04-14-09	GDH	<i>GDH</i>	UPDATED PANEL THICKNESS RANGE CONVERSION	GB0239FG	00B	<i>KLN</i>	
I	2-4-99	CGSM		CHANGED DIM. TO REF. DIM. UPDATED FILE NAME	GB0239FG	I		
R	8/19/97	JAD		INITIAL RELEASE	GB0239FG	R		