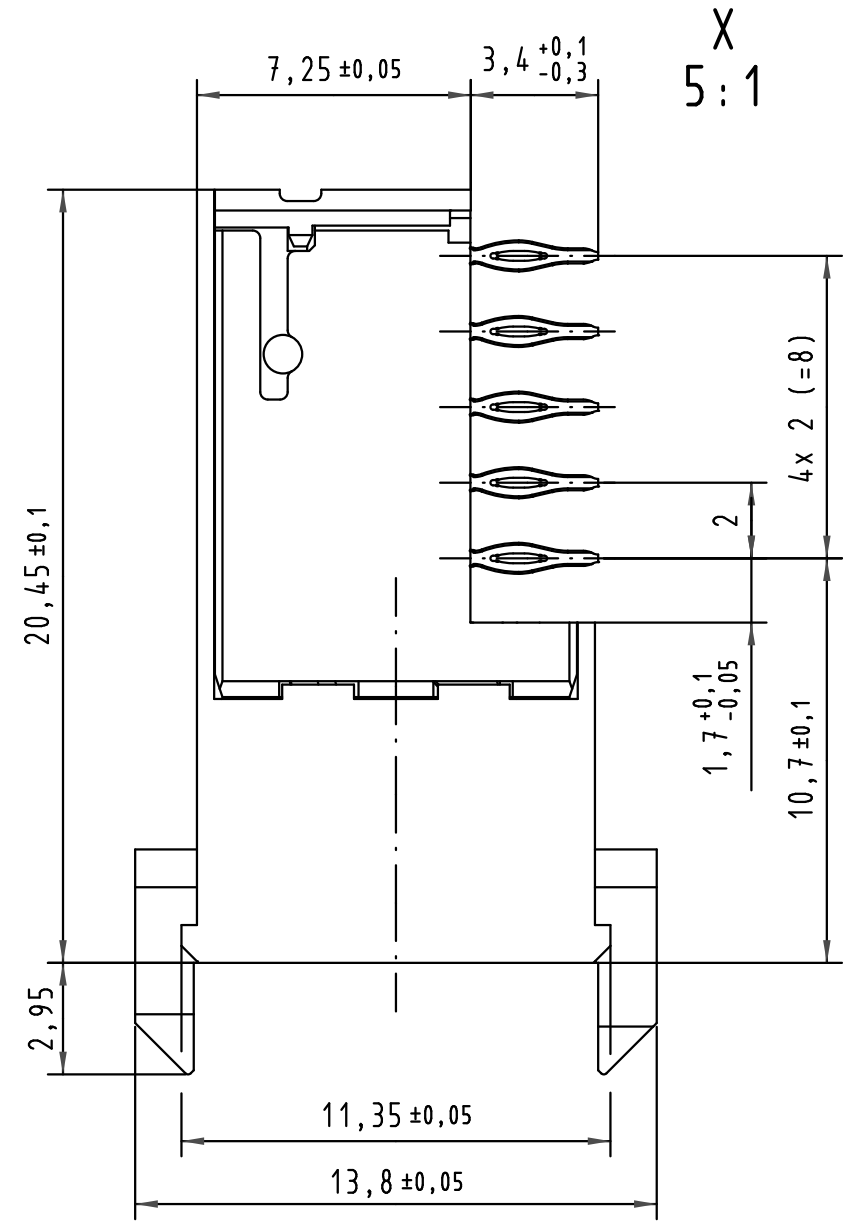
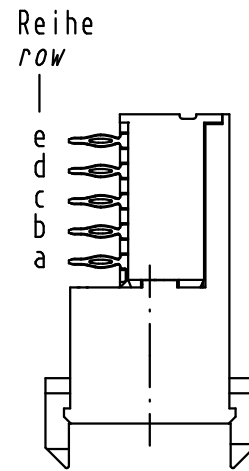
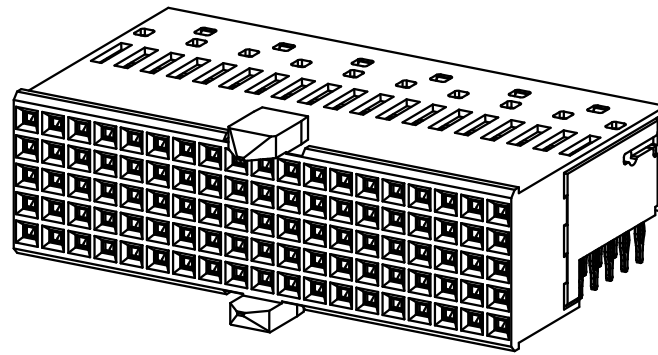
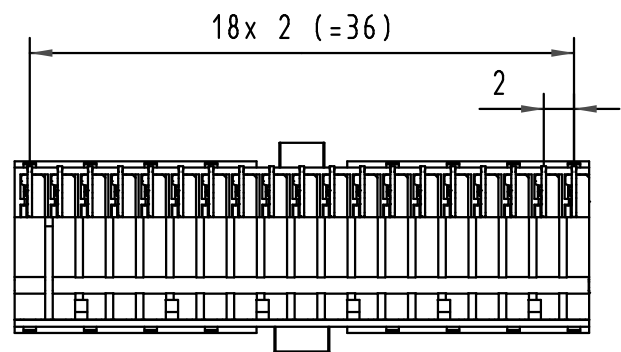
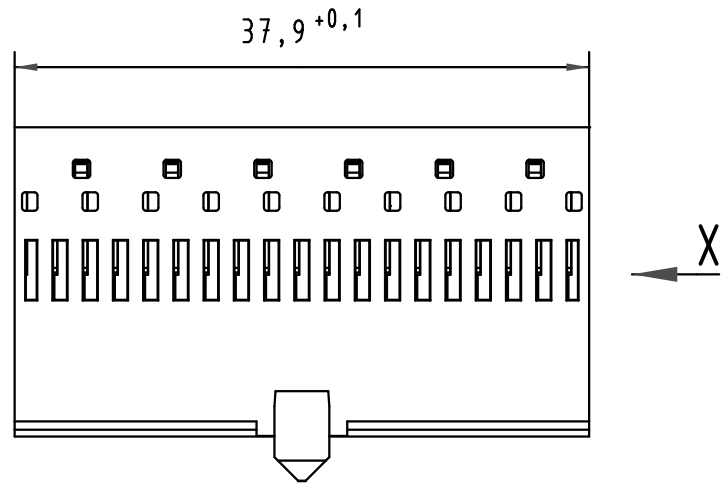
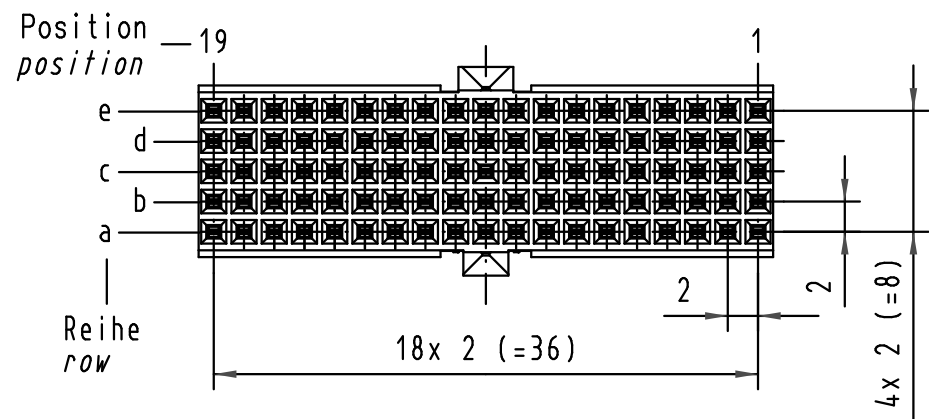
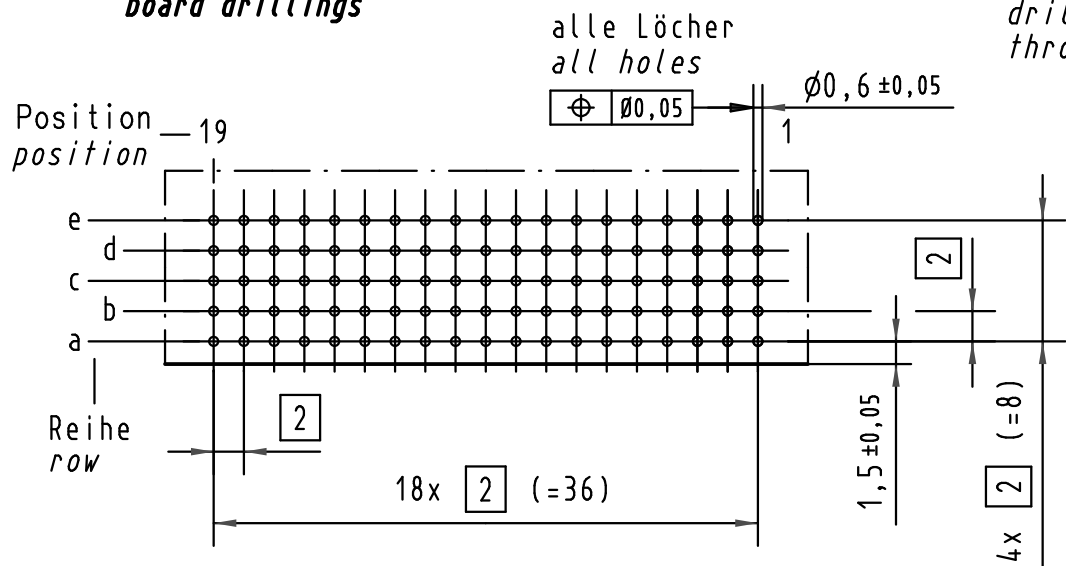


Alle Rechte vorbehalten/ All rights reserved



**Lochbild  
board drillings**



Bohrlochdurchmesser:  $\phi 0,7 \pm 0,02$  mm  
 Lochdurchmesser (mit Oberfläche):  $\phi 0,6 \pm 0,05$  mm  
 drill hole dia.:  $\phi 0,7 \pm 0,02$  mm  
 through hole dia. (after plating):  $\phi 0,6 \pm 0,05$  mm

17 33 095 4101	—	min. 0,76 $\mu$ m (30 $\mu$ m) Au über/over min. 1,27 $\mu$ m (50 $\mu$ m) Ni
17 33 095 2101	2	Au über/over Ni
17 33 095 1101	1	Au über/over Ni
Bestell-Nr. part-no.	Anforderungsstufe nach IEC performance level acc. to IEC	Kontaktoberfläche contact plating

		Techn. Character.		Nicht tolerierte Maß/Free size tolerances										
				IEC 61076-4-101										
				har-bus HM Federleiste, Typ AB-19, 95 pol. har-bus HM female connector, type AB-19, 95 pol.										
				<table border="1"> <tr> <td>34650</td> <td>04.02.08</td> <td>Hage.</td> </tr> <tr> <td>27619</td> <td></td> <td></td> </tr> <tr> <td>Mod.</td> <td>Dat.</td> <td>Name</td> </tr> </table>		34650	04.02.08	Hage.	27619			Mod.	Dat.	Name
34650	04.02.08	Hage.												
27619														
Mod.	Dat.	Name												
		HARTING Electronics GmbH & Co. KG D-32339 ESPELKAMP		<b>TB 17 33 095 x101</b>										
				Blatt/page Sub.										