


## 16-506 CFM Filterfans *PF Series*

 **Note:** This product line has been discontinued as a stocked series. Information is for reference only. For alternative solution assistance, please contact Hammond Customer Service - [sales@hammfg.com](mailto:sales@hammfg.com) or USA (716) 630-7030, Canada and International (519) 822-2960.



### Description

- This line of fans provides innovative technology for fan cooling and pressurizing of industrial cabinets. A high quality filter fan provides an economical method of ensuring your enclosure does not overheat.
- Filtered passive ventilation can be provided by an exhaust filter for either convection cooling or in combination with a fan in forced air cooling.
- The slim-line design of this fan line is unique, when installed, the front louvered grill protrudes less than one quarter inch. The attractive grill maintains the sleek aesthetics of an enclosure system.

### Standards

- UR, CUR and CE.
- Built to IP54 standards (except PF1000/PFA1000 - IP43 standards).
- Maintains NEMA 12 integrity of enclosure.
- Fan CSA Listed.

### Features

- Available in 115V and 230V versions
- High performance fan motors with finger guards.
- ABS-FR grills (except PF1000 Series which is polystyrene FR).
- Durable, reusable filter mat.
- Grills are black allowing for a complementary match to all cabinet colors.
- Integral gasket to seal against enclosure. (except PF1000 - use PFG1000)

### Easy Installation

- The patented "Click and Fit" system allows for rapid filter fan and exhaust filter installation without screws.
- After using the convenient cutout template (provided with every unit), the fan and/or exhaust filter just snaps into the opening.

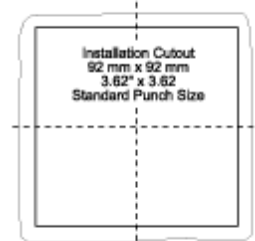
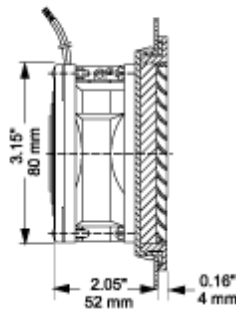
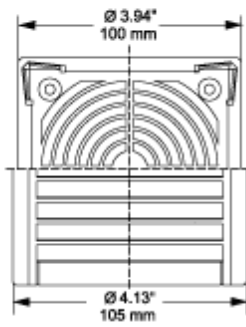
### Options

- Reverse flow (exhaust) available on 5,6,7000 models

### Accessories

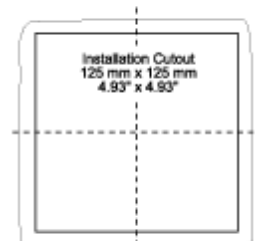
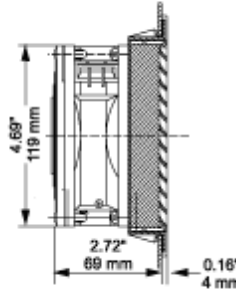
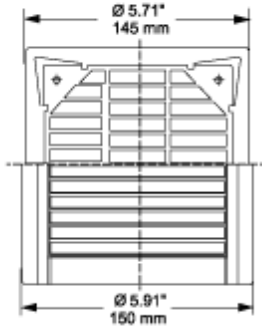
- Exhaust Filters
- Replacement Filters
- Replacement Grill

**Mechanical Data:  
PF 1000**



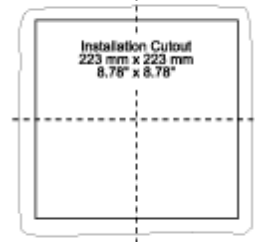
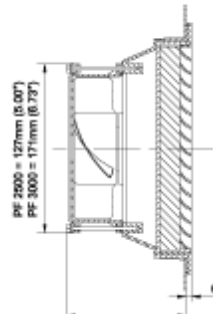
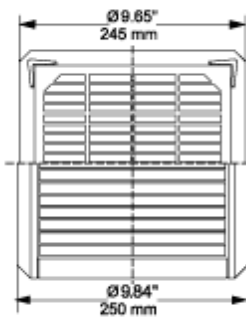
Installation Cutout

**PF 2000**



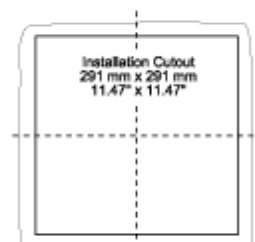
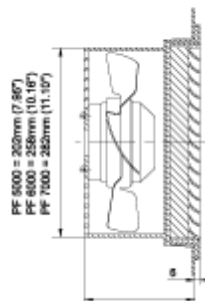
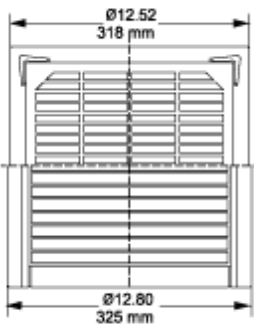
Installation Cutout

**PF 2500 & 3000**



Installation Cutout

**PF 5000, 6000 & 7000**



Installation Cutout

Part No.	Voltage	Free Flow Air Delivery (CFM)	Air Delivery w/Exhaust (CFM)	Max. Static Pressure (Pa)	Filter Density (g/m <sup>2</sup> )	Filtering Level	Sound Level (dB)	Connector Type	Ambient Temp. °F Max/Min	Comparable IP Standard	Ship Wt. lbs
PF1000	115	16	10	29	150	0.73	39	2 - 12" wires	140/14	IP43	1.5
PF2000	115	38	28	69	150	0.73	49	terminal strip	122/14	IP54	2

Part No.	Voltage	Free Flow Air Delivery (CFM)	Air Delivery w/Exhaust (CFM)	Max. Static Pressure (Pa)	Filter Density (g/m <sup>2</sup> )	Filtering Level	Sound Level (dB)	Connector Type	Ambient Temp. °F Max/Min	Comparable IP Standard	Ship Wt. lbs
PF2500	115	89	62	57	150	0.73	55	terminal strip	122/14	IP54	4
PF3000	115	169	142	89	150	0.73	55	terminal strip	122/14	IP54	4
PF5000	115	324	249	205	150	0.73	69	terminal strip	122/14	IP54	7
PF6000	115	410	295	225	150	0.73	71	terminal strip	122/14	IP54	8
PF7000	115	506	368	158	150	0.73	72	terminal strip	122/14	IP54	8
PF1000230	230	16	10	29	150	0.73	39	2 - 12" wires	140/14	IP43	1.5
PF2000230	230	38	28	69	150	0.73	49	terminal strip	122/14	IP54	2
PF2500230	230	89	62	57	150	0.73	55	terminal strip	122/14	IP54	4
PF3000230	230	169	142	89	150	0.73	55	terminal strip	122/14	IP54	4
PF5000230	230	324	249	205	150	0.73	69	terminal strip	122/14	IP54	7
PF6000230	230	410	295	225	150	0.73	71	terminal strip	122/14	IP54	8
PF7000230	230	506	368	158	150	0.73	72	terminal strip	122/14	IP54	8

*Data subject to change without notice*