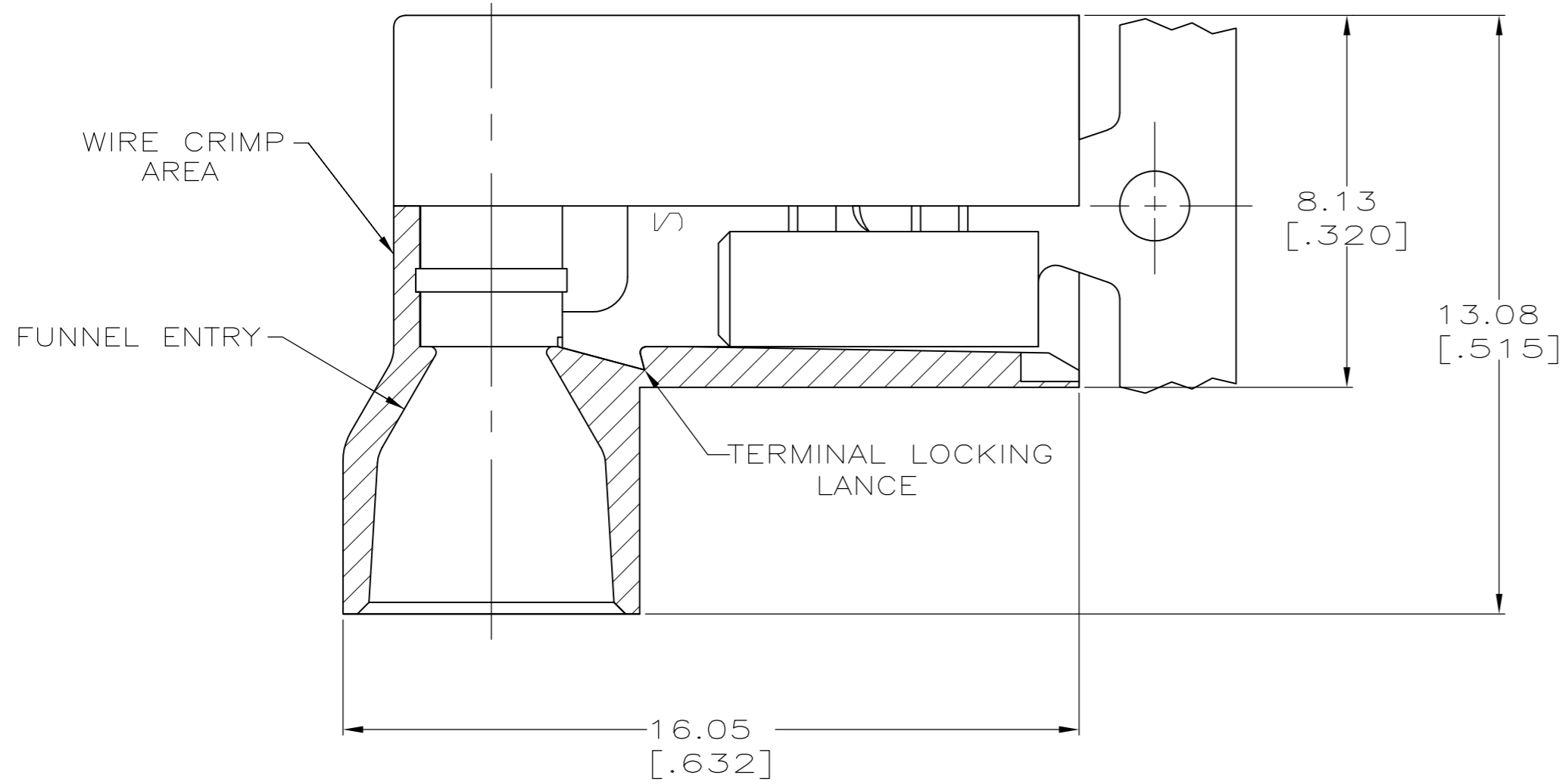
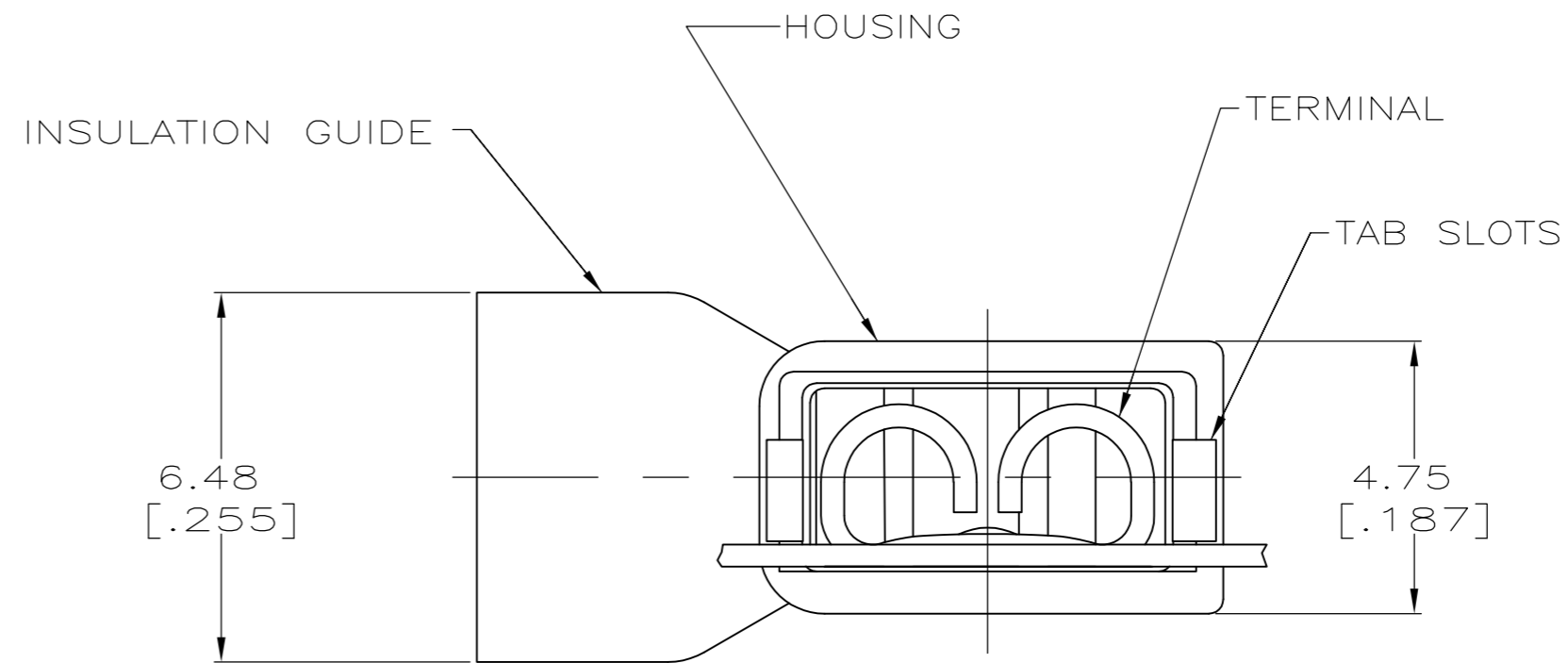
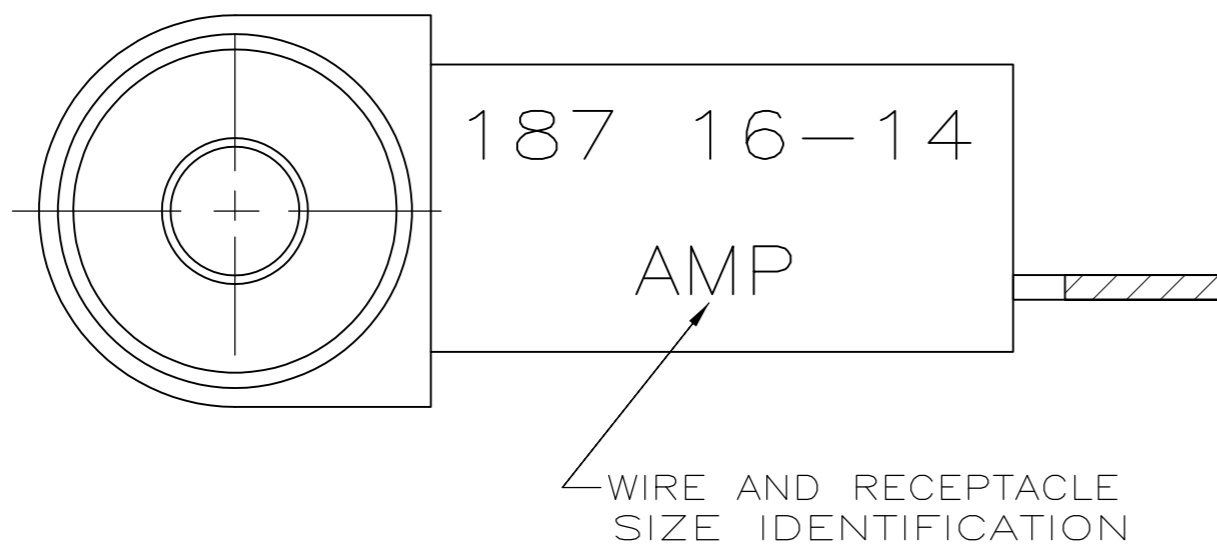


THIS DRAWING IS UNPUBLISHED. RELEASED FOR PUBLICATION  
 © COPYRIGHT - By - ALL RIGHTS RESERVED.

LOC		DIST		REVISIONS			
P	LTR	DESCRIPTION		DATE	DWN	APVD	
AF	50	K		REVISED PER ECR-12-005303	23JUL12	KH	KR



- 1 FITS 0.51±0.025 X 4.75 [.020±.001 X .187] TAB
- 2 WIRE SIZE: 1.3-2.0mm<sup>2</sup> [16-14 AWG], STRANDED ONLY.  
STRIP LENGTH 7.14 [.281]
- 3 INSULATION SIZE: 4.70 [.185] MAX DIA.
- 4 CONTINUOUS STRIP
- 5 PRELIMINARY - NOT FOR PRODUCTION



STANDARD	TYPE 6/6 NYLON	GRAY	0.41 [.016] #4H BRASS	TIN	5 6-520338-2
BULK		BLUE TRANSLUCENT			5-520338-2
STANDARD					3-520338-2
PACKAGING	MATERIAL	COLOR	MATERIAL	FINISH	PART NO
	HOUSING		TERMINAL		

THIS DRAWING IS A CONTROLLED DOCUMENT.		DWN P FORTNEY 8/9/90	 TE Connectivity RECEPTACLE ASSEMBLY, ULTRA-FAST FLAG, 4.75 [.187] SERIES		
DIMENSIONS: mm [INCHES]		CHK JR RUTH 8/9/90			
TOLERANCES UNLESS OTHERWISE SPECIFIED:		APVD D BRATINA 8/9/90			
0 PLC ± - 1 PLC ± - 2 PLC ± 0.38 [.015] 3 PLC ± - 4 PLC ± - ANGLES ± -		PRODUCT SPEC 108-2043			
MATERIAL SEE TABLE	FINISH SEE TABLE	APPLICATION SPEC 114-2123	SIZE A2	CAGE CODE 00779	DRAWING NO C=520338
CUSTOMER DRAWING			SCALE 8:1	SHEET 1 of 1	REV K

**METRIC**