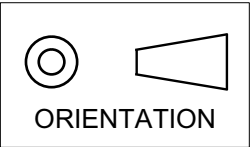


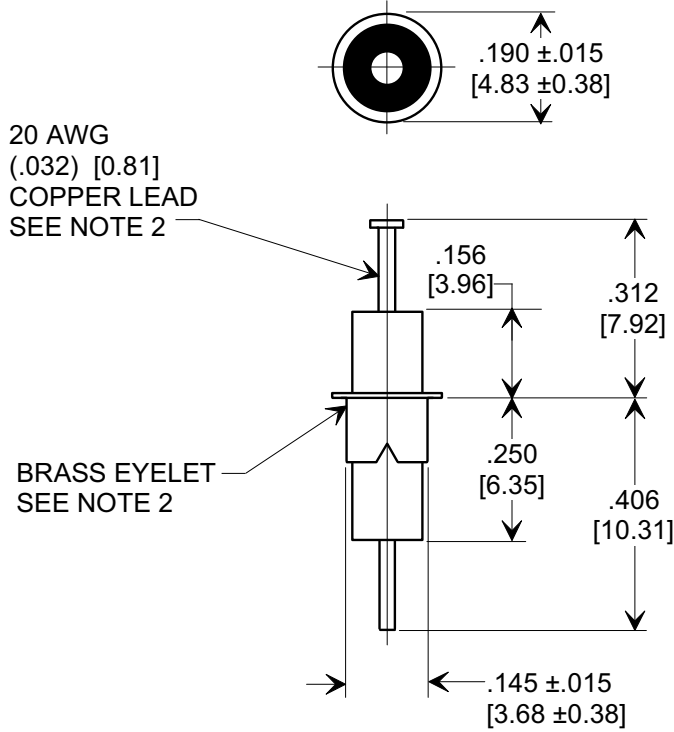
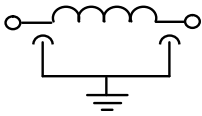
MARKETING SALES DRAWING

DIMENSIONS IN INCHES - DO NOT SCALE THIS DRAWING
DIMENSIONS IN METRIC - []

This drawing is the property of Tusonix, Inc., and may not be used, reproduced, published or disclosed to others without expressed authorization by Tusonix Inc.



Electrical Testing
per Tusonix standard
test plans and Mil-Std-202
Test Methods.



- NOTES:
 1. TUSONIX STANDARD PART NUMBER: 4101-501.
 2. LEAD FINISH: 60/40 SOLDER PLATED.
 EYELET FINISH: 60/40 SOLDER PLATED.

MIN. CAP (pF)	WORKING VOLTAGE 125°C	CURRENT Idc	DWV @ 2 SEC.	I.R. MIN.	MINIMUM NO-LOAD INSERTION LOSS (dB) AT 25°C PER MIL-STD-220			
					10 MHz	100 MHz	1 GHz	10 GHz
1500	200 DC, 140 AC	10A	1000 VDC	10 G Ω	3	45	70	70

X-2015 Rev-0 REVISION RECORD Original Release C.O. ECO-499	A	TUSONIX TUCSON, ARIZONA	--TOLERANCES-- Unless Otherwise Specified	Title EMI FILTER M15733/62-0001	
			DECIMAL ± .031 [0.79]	Drawn S.M. 01-27-09 Scale 3 X	
			ANGLES ±	Approved R.L. 01-27-09	
			A	4101-501	