

# Features

## Unregulated Converters

- Micro Size SIP 6 Package
- Industry Standard Pinout
- Power Sharing on Dual Output Version
- 3kVDC Isolation
- Optional Continuous Short Circuit Protected
- Efficiency to 85 %

### Description

The RBM Micro Size DC/DC-Converter complements Recom's industrial range of converters. This range is widely used for pcb distributed power systems and combines small package size, high efficiency, 3kVDC isolation and low output ripple.

The extended operating temperature range covering  $-40^{\circ}\text{C}$  to  $+85^{\circ}\text{C}$  is a standard feature. The full rated power can be taken from a single pin of this dual output converter, provided this does not exceed 1 Watt.

### Selection Guide

Part Number SIP 6 Micro Size	Input Voltage (VDC)	Output Voltage (VDC)	Output Current (mA)	Efficiency (%)	Max Capacitive Load <sup>(1)</sup>
RBM-xx05S	5, 12	5	200	70-78	1000 $\mu\text{F}$
RBM-xx12S	5, 12	12	83	78-80	470 $\mu\text{F}$
RBM-xx15S	5, 12	15	66	80-84	470 $\mu\text{F}$
RBM-xx05D	5, 12	$\pm 5$	$\pm 100$	74-78	$\pm 470\mu\text{F}$
RBM-xx12D	5, 12	$\pm 12$	$\pm 41$	80-82	$\pm 220\mu\text{F}$
RBM-xx15D	5, 12	$\pm 15$	$\pm 33$	80-84	$\pm 220\mu\text{F}$

xx = Input Voltage. Other input and output voltage combinations available on request.

\* add Suffix "P" for Continuous Short Circuit Protection, e.g. RBM-0505S/P, RBM-0505D/P

### Specifications (measured at $T_A = 25^{\circ}\text{C}$ , nominal input voltage, full load and after warm-up)

Input Voltage Range			$\pm 10\%$
Output Voltage Accuracy			$\pm 5\%$
Line Voltage Regulation			1.2%/1% of $V_{in}$ typ.
Load Voltage Regulation	5V output type	15% max	
(10% to 100% full load)	12, 15V output types	10% max	
Output Ripple and Noise (20MHz limited)			100mVp-p max.
Operating Frequency			50kHz min. / 100kHz typ. / 105kHz max.
Efficiency at Full Load			70% min. / 80% typ.
Minimum Load = 0%	Specifications valid for 10% minimum load only.		
Isolation Voltage	(tested for 1 second)	3000VDC	
	(rated for 1 minute**)	1500VAC / 60Hz	
Isolation Capacitance			20pF min. / 65pF max.
Isolation Resistance			15 G $\Omega$ min.
Short Circuit Protection			1 Second
P-Suffix			Continuous
Operating Temperature Range (free air convection)			$-40^{\circ}\text{C}$ to $+85^{\circ}\text{C}$ (see Graph)
Storage Temperature Range			$-55^{\circ}\text{C}$ to $+125^{\circ}\text{C}$
Relative Humidity			95% RH
Package Weight			1.3g
Packing Quantity			30 pcs per Tube
MTBF ( $+25^{\circ}\text{C}$ )	} Detailed Information see Application Notes chapter "MTBF"	using MIL-HDBK 217F	1005 x $10^3$ hours
( $+85^{\circ}\text{C}$ )		using MIL-HDBK 217F	195 x $10^3$ hours

### Certifications

CB Test Report	Report: US/15348/UL	IEC 60950-1:2005 2nd Ed.
UL General Safety	Report: E358085	UL 60950-1 2nd Ed.
EN General Safety	Report: SPCLVD1109103	EN60950-1:2001 + A11:2004
EN Medical Safety	Report: MDD1205098-4 + RM1205098-4IEC/EN 60601-1 3rd Edition	Medical Report + ISO14971 Risk Assessment

# ECONOLINE


## DC/DC-Converter

with 3 year Warranty

# RECOM

## 1 Watt

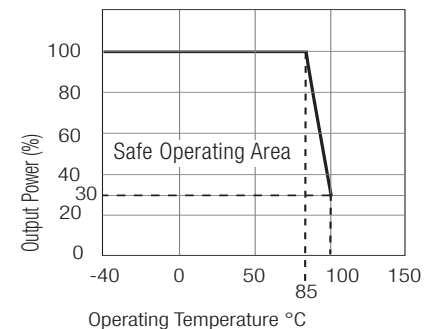
# SIP 6 Micro Size, Single & Dual Output



**EN-60950-1 Certified**  
**UL-60950-1 Certified**  
**EN-60601-1 Certified**

# RBM

## Derating-Graph (Ambient Temperature)



\*\*Any data referred to in this datasheet are of indicative nature and based on our practical experience only. For further details, please refer to our Application Notes.

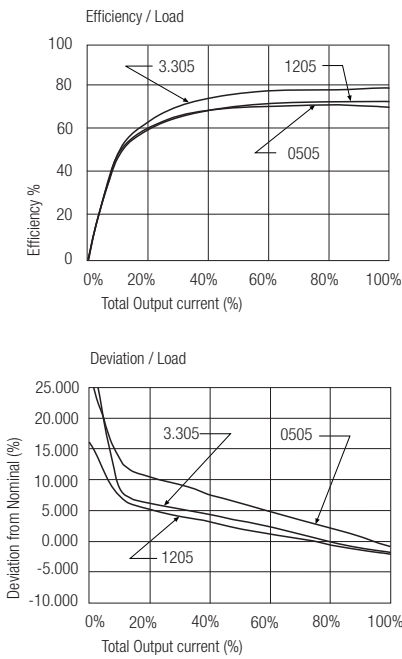
**Refer to Application Notes**

**Specifications** (measured at  $T_A = 25^\circ\text{C}$ , nominal input voltage, full load and after warm-up)

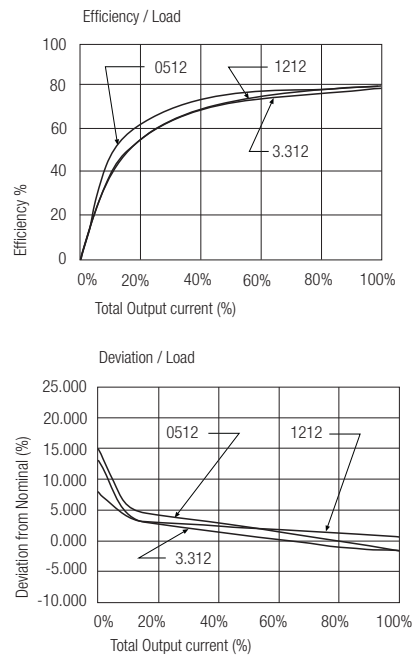
Notes  
Note 1 Maximum capacitive load is defined as the capacitive load that will allow start up in under 1 second without damage to the converter.

**Typical Characteristics**

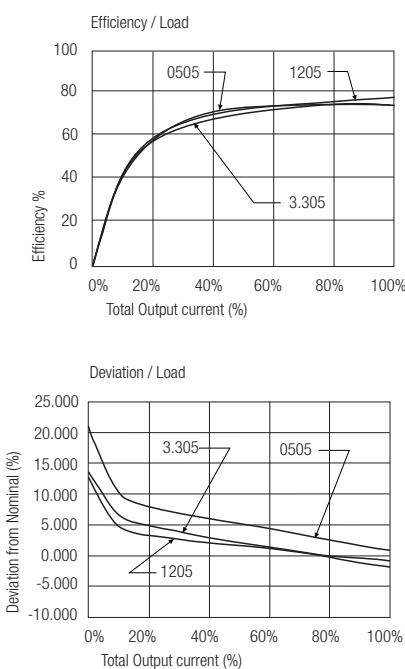
**RBM-xx05S**



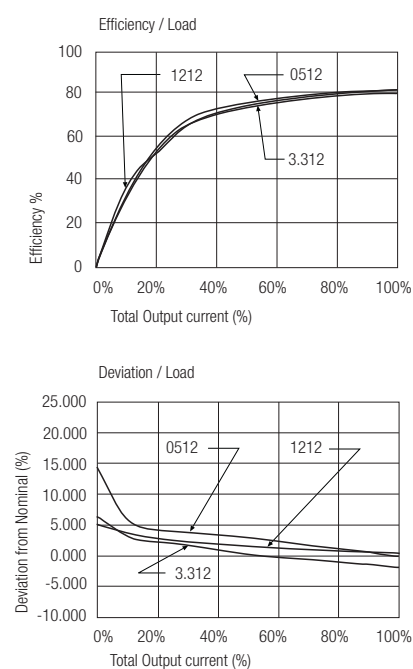
**RBM-xx12S**



**RBM-xx05D**

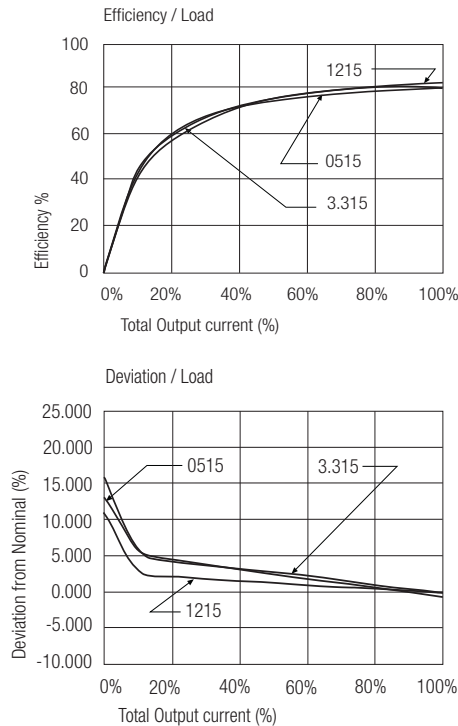


**RBM-xx12D**

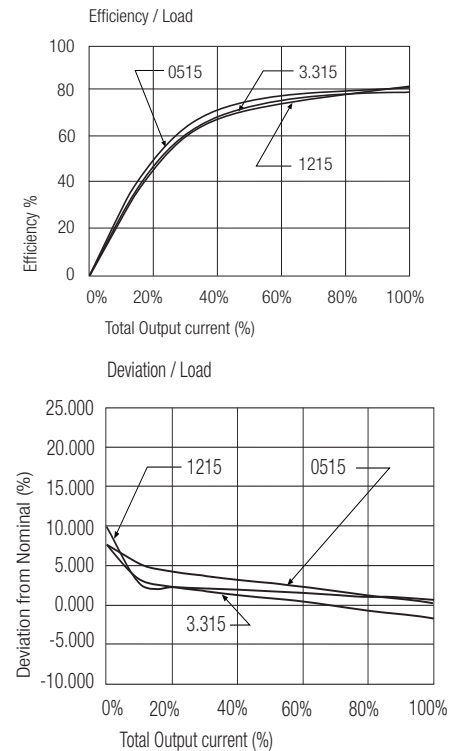


Typical Characteristics

**RBM-xx15S**

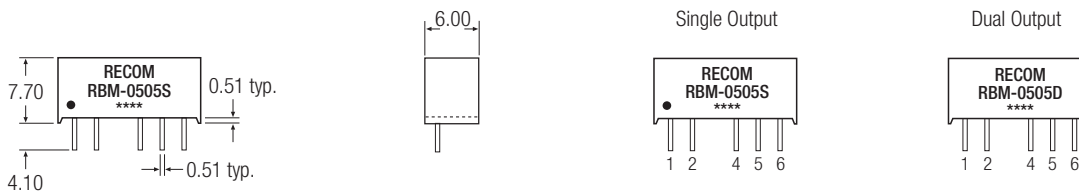


**RBM-xx15D**

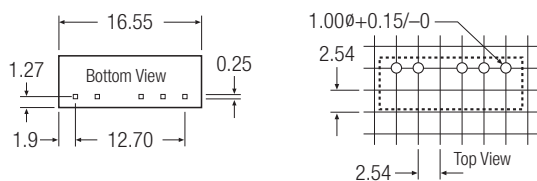


Package Style and Pinning (mm)

SIP6 Micro Size Package



Recommended Footprint Details



Pin Connections

Pin #	Single	Dual
1	+Vin	+Vin
2	-Vin	-Vin
4	NC	-Vout
5	-Vout	Com
6	+Vout	+Vout

NC = No Connection  
XX.X ± 0.5 mm  
XX.XX ± 0.25 mm

The product information and specifications are subject to change without prior notice. RECOM products are not authorized for use in safety-critical applications (such as life support) without RECOM's explicit written consent. A safety-critical application is defined as an application where a failure of a RECOM product may reasonably be expected to endanger or cause loss of life, inflict bodily harm or damage property. The buyer shall indemnify and hold harmless RECOM, its affiliated companies and its representatives against any damage claims in connection with the unauthorized use of RECOM products in such safety-critical applications.