


Slide DIP Switches with Ultra-low profile and Half-pitch



- Industry's lowest-class profile of 1.55 mm.
- Half-pitch (1.27-mm) design reduces mounting space by 63%.
(compared with conventional models)
- Washable, with seal tape available.
- Embossed taping available for small reel 500 pcs.



RoHS Compliant



■List of Models

Tube Packaging

Type	Flat actuator			
	Standard		With seal tape	
		Quantity per tube		Quantity per tube
2	A6H-2101	125	A6H-2102	125
4	A6H-4101	75	A6H-4102	75
6	A6H-6101	54	A6H-6102	54
8	A6H-8101	40	A6H-8102	40
10	A6H-0101	33	A6H-0102	33

Note: Order in multiples of the package quantity.

Embossed Taping

Type	Flat actuator							
	Standard				With seal tape			
		Quantity per reel	Small reel	Quantity per reel		Quantity per reel	Small reel	Quantity per reel
2	A6H-2101-P	4,000	A6H-2101-PM	500	A6H-2102-P	4,000	A6H-2102-PM	500
4	A6H-4101-P		A6H-4101-PM		A6H-4102-P		A6H-4102-PM	
6	A6H-6101-P		A6H-6101-PM		A6H-6102-P		A6H-6102-PM	
8	A6H-8101-P		A6H-8101-PM		A6H-8102-P		A6H-8102-PM	
10	A6H-0101-P		A6H-0101-PM		A6H-0102-P		A6H-0102-PM	

Note: Order in multiples of the package quantity.

■Ratings/Characteristics

Rating (resistive load)		25 mA at 24 VDC 10 μA (minimum current) at 3.5 VDC
Ambient operating temperature		-20 to +70°C at 60% max. (with no icing or condensation)
Ambient operating humidity		35% to 95% (at +5 to +35°C)
Insulation resistance		100 MΩ min. (at 250 VDC with insulation tester)
Contact resistance (initial value)		200 mΩ max.
Dielectric strength	Between terminals	300 VAC for 1 min
Vibration resistance	Malfunction	10 to 55 Hz, 1.5-mm double amplitude
Shock resistance	Malfunction	300 m/s ² min.
Durability	Electrical	1,000 operations min.
Washing		Standard models: Not possible, Models with seal tape: Possible
Degree of protection		IEC IP40
Operating force		0.29 to 4.9 N {30 to 500 gf}
Weight		0.06 g (2 poles)
		0.09 g (4 poles)
		0.12 g (6 poles)
		0.15 g (8 poles)
		0.18 g (10 poles)

■Dimensions (Unit: mm)

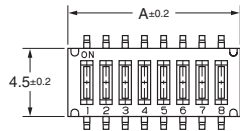

● Flat Actuator

Standard

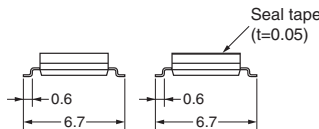
A6H-□101

A6H-□101-P

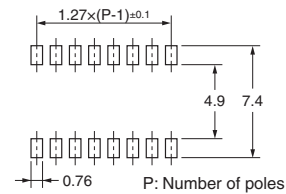
A6H-□101-PM



Standard With seal tape



Dimensions of PCB Pad (Reference)
(Top View)

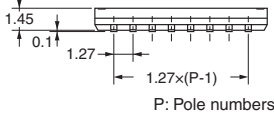



With Seal Tape

A6H-□102

A6H-□102-P

A6H-□102-PM

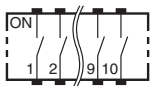


No. of poles	Model		Dimension A
	Standard	With seal tape	
2	A6H-2101	A6H-2102	3.77
4	A6H-4101	A6H-4102	6.31
6	A6H-6101	A6H-6102	8.85
8	A6H-8101	A6H-8102	11.39
10	A6H-0101	A6H-0102	13.93

Note: Unless otherwise specified, a tolerance of ±0.4 mm applies to all dimensions.

■Internal Connection

Contact Form (Top View)



■Precautions

Be sure to read the Safety precautions common to all DIP Switches for correct use.

- Application examples provided in this document are for reference only. In actual applications, confirm equipment functions and safety before using the product.
- Consult your OMRON representative before using the product under conditions which are not described in the manual or applying the product to nuclear control systems, railroad systems, aviation systems, vehicles, combustion systems, medical equipment, amusement machines, safety equipment, and other systems or equipment that may have a serious influence on lives and property if used improperly. Make sure that the ratings and performance characteristics of the product provide a margin of safety for the system or equipment, and be sure to provide the system or equipment with double safety mechanisms.

Note: Do not use this document to operate the Unit.

OMRON Corporation
Electronic and Mechanical Components Company

Contact: www.omron.com/ecb

Cat. No. A117-E1-05
0117(0207)(O)