


460 Series PICO® Slo-Blo® Surface Mount Fuse



Description

The 460 Series Slo-Blo® SMF Fuse is based on Littelfuse PICO® fuse through-hole technology, though offered in a surface mount package.

This series of devices meet the requirements of the RoHS directive.




Features

- High inrush current withstand capability
- Wide current rating range: 0.375A to 5A
- Wide operating temperature range
- Halogen free and RoHS compliant

Applications

- Wireless basestation
- Network equipment
- Telecom equipment

Agency Approvals

| AGENCY | AGENCY FILE NUMBER | AMPERE RANGE |
|---|--------------------|--------------|
|  | E10480 | 0.375A - 5A |
|  | 29862 | 0.375A - 5A |
|  | NBK030205-E10480B | 1A - 5A |

Electrical Characteristics for Series

| % of Ampere Rating | Opening Time |
|--------------------|-------------------------------------|
| 100% | 4 hours, Minimum |
| 200% | 1 second, Min.; 120 seconds, Max. |
| 300% | 0.2 second, Min.; 3 seconds, Max. |
| 800% | 0.02 second, Min.; 0.1 second, Max. |

Additional Information



Datasheet






Resources



Samples

Electrical Specifications by Item

| Ampere Rating (A) | Amp Code | Max Voltage Rating (V) | Interrupting Rating | Nominal Cold Resistance (Ohms) | Nominal Melting I ² t (A ² sec) | Agency Approvals | | |
|-------------------|----------|------------------------|--------------------------------|--------------------------------|---|---|---|---|
| | | | | | |  |  |  |
| 0.375 | .375 | 125 | 50 A @125 VAC 50 A @125 VDC | 1.7400 | 0.085 | x | x | |
| 0.500 | .500 | 125 | | 1.1900 | 0.210 | x | x | |
| 0.750 | .750 | 125 | | 0.4970 | 0.760 | x | x | |
| 1.00 | 001. | 125 | | 0.2800 | 2.01 | x | x | x |
| 1.50 | 01.5 | 125 | | 0.1170 | 3.94 | x | x | x |
| 2.00 | 002. | 125 | | 0.0720 | 7.60 | x | x | x |
| 2.50 | 02.5 | 125 | | 0.0520 | 13.0 | x | x | x |
| 3.00 | 003. | 125 | | 0.0380 | 18.15 | x | x | x |
| 3.50 | 03.5 | 125 | | 0.0240 | 26.8 | x | x | x |
| 4.00 | 004. | 125 | | 0.0200 | 35.0 | x | x | x |
| 5.00 | 005. | 125 | 0.0133 | 54.8 | x | x | x | |

Temperature Re-rating Curve



Note:
1. Re-rating depicted in this curve is in addition to the standard derating of 25% for continuous operation.

Soldering Parameters

| | |
|------------------|------------------------|
| Wave Soldering | 260°C, 3 seconds max. |
| Reflow Soldering | 230°C, 30 seconds max. |

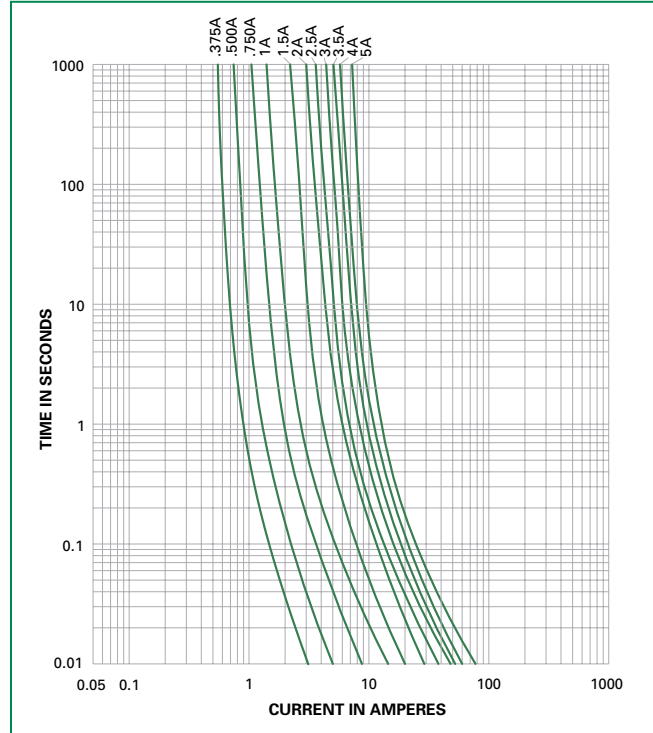
Product Characteristics

| | |
|--|---|
| Materials | Body: Molded Thermoplastic Terminations: 100% Tin-plated Copper |
| Solderability | MIL-STD-202, Method 208 |
| Product Marking | Body: Brand Logo, Current Rating, Voltage Rating, Series Code, Date Code, Agency Approved Logo |
| Moisture Sensitivity | Level 1 J-STD - 020 |
| Operating Temp. | -55°C to 125°C (Consider re-rating) |
| Shock | MIL-STD-202, Method 213, Test Condition I (100 G's peak for 6 msecs.) |
| Vibration | MIL-STD-202, Method 201 (10-55 Hz, 0.06 inch total excursion) |
| Salt Spray | MIL-STD-202, Method 101, Test Condition B (48 hours) |
| Insulation Resistance (After Opening) | MIL-STD-202, Method 302, (10,000 ohms minimum at 100 volts) |
| Thermal Shock | MIL-STD-202, Method 107, Test Condition B (-65°C to 125°C) |
| Moisture Resistance | MIL-STD-202, Method 106, High Humidity (90-98 RH), Heat (65°C) |

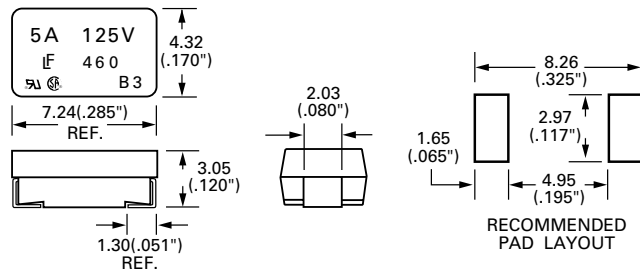
Packaging

| Packaging Option | Packaging Specification | Quantity | Quantity & Packaging Code |
|--------------------|--------------------------------|----------|---------------------------|
| 12mm Tape and Reel | EIA RS-481-1 (IEC 286, part 3) | 500 | UR |
| | | 2500 | ER |

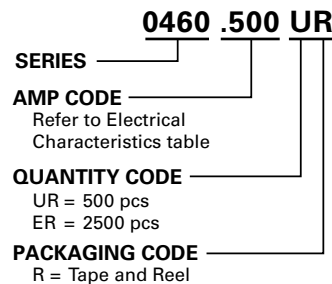
Average Time Current Curves



Dimensions



Part Numbering System



Example:
1 Amp product is
0460 **.001** UR (.5 Amp product shown above).