

ANNA-50-7-W

~30° wide beam with 7 optics

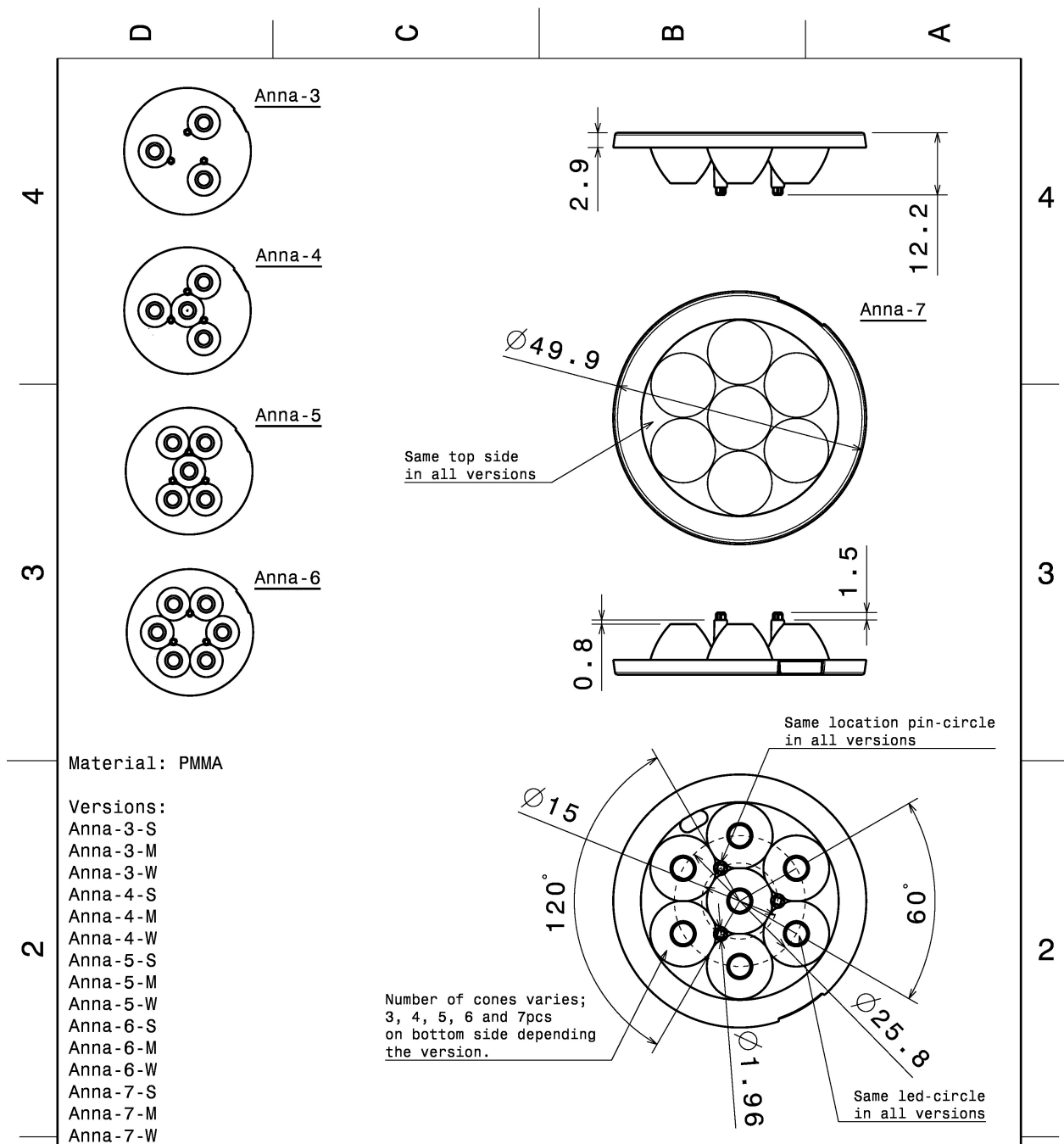
TECHNICAL SPECIFICATIONS:

Dimensions	Ø 50 mm
Height	10.7 mm
Fastening	pin, glue
Colour	clear
Box size	480 x 280 x 300 mm
Box weight	7.2 kg
Quantity in Box	512 pcs
ROHS compliant	yes ⓘ




MATERIAL SPECIFICATIONS:

Component	Type	Material	Colour
ANNA-50-7-W	Lens array	PMMA	clear



This drawing is our property. It can't be reproduced or communicated without our written agreement.



DRAWN BY p		DATE 05.10.2010	DRAWING TITLE Datasheet Anna50-series Lens			
CHECKED BY i k	DATE 03.08.2010	SIZE A4	DRAWING NUMBER -		REV 1	
DESIGNED BY hh	DATE 30.07.2010	SCALE 1:1	WEIGHT (g)	SHEET 1/1		

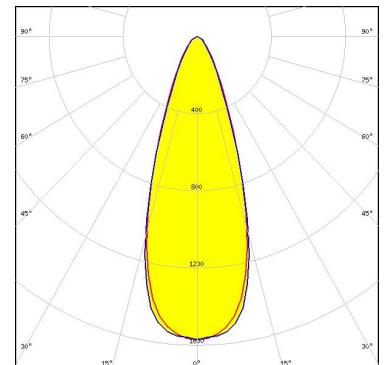

PHOTOMETRIC DATA (MEASURED):

CREE 

LED XB-D
FWHM 29.0°
Efficiency 85 %
Peak intensity 2.170 cd/lm
Required components:

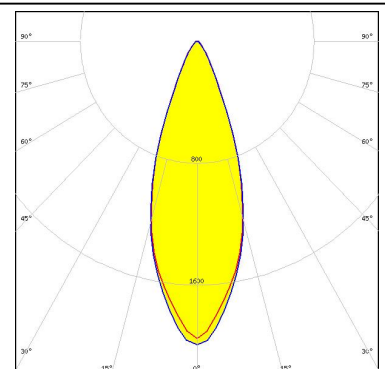
CREE 

LED XP-E
FWHM 36.0°
Efficiency 87 %
Peak intensity 1.600 cd/lm
Required components:



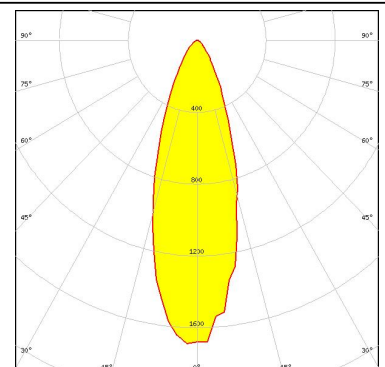

CREE 

LED XP-G
FWHM 36.0°
Efficiency 87 %
Peak intensity 2.000 cd/lm
Required components:



 **LUMILEDS**

LED LUXEON A
FWHM 34.0°
Efficiency 82 %
Peak intensity 1.680 cd/lm
Required components:



PHOTOMETRIC DATA (MEASURED):

LUMILEDS

LED LUXEON Rebel
FWHM 30.0°
Efficiency 86 %
Peak intensity 2.000 cd/lm
Required components:

LUMILEDS

LED LUXEON Rebel ES
FWHM 29.0°
Efficiency 86 %
Peak intensity 2.200 cd/lm
Required components:

NICHIA

LED NCSxx19A
FWHM 28.0°
Efficiency 86 %
Peak intensity 2.000 cd/lm
Required components:

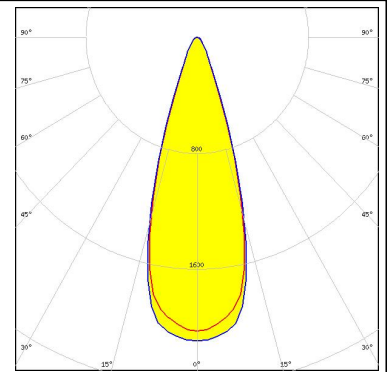
NICHIA

LED NVSxx19A
FWHM 33.0°
Efficiency 86 %
Peak intensity 1.500 cd/lm
Required components:

PHOTOMETRIC DATA (MEASURED):

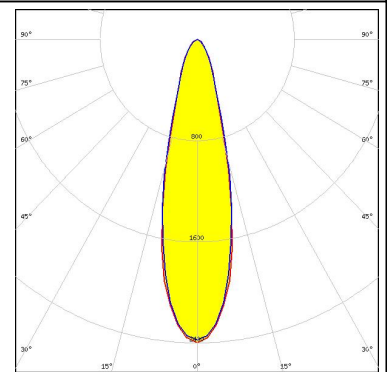
OSRAM
Opto Semiconductors

LED Oslon SSL 150
FWHM 34.0°
Efficiency 89 %
Peak intensity 2.000 cd/lm
Required components:



OSRAM
Opto Semiconductors

LED Oslon SSL 80
FWHM 26.0°
Efficiency 87 %
Peak intensity 2.400 cd/lm
Required components:



GENERAL INFORMATION:

NOTE: The typical beam angle will be changed by different color, chip size and chip position tolerance. The typical total beam angle is the full angle measured where the luminous intensity is half of the peak value.

MATERIALS:

As part of our continuous research and improvement processes, and to ensure the best possible quality and availability of our products, LEDiL reserves the right to change material grades without notice.

PRODUCT DATA USER AGREEMENT AND DISCLAIMER:

The measured data in the provided downloadable LEDiL Product Datasheets and Mechanical 2D-Drawings is rounded and provided as reference for planning. LEDiL Oy's optical specifications have been verified by conducting performance testing of the products in accordance with the company's quality system. The reported data are averaged results of multiple measurements with typical variation. LEDiL Oy reserves the right to without prior notification make changes and improvements to its products.

LEDiL Oy assumes neither warranty, nor guarantee nor any other liability of any kind for the contents and correctness of the provided data. The provided data has been generated with highest diligence but the provided data may in reality not represent the complete possible variation range of all intrinsic parameters. Therefore, in certain cases a deviation from the provided data could occur.

LEDiL Oy reserves the right to undertake technical changes of its products without further notification which could lead to changes in the provided data. LEDiL Oy assumes no liability of any kind for the possible deviation from any provided data or any other damage resulting from the usage of the provided data.

The user agrees to this disclaimer and user agreement with the download or usage of the provided files.

LEDiL Oy

Joensuunkatu 13
FI-24240 SALO
Finland

LEDiL Inc.

228 West Page Street
Suite D
Sycamore IL 60178
USA

Local sales and technical support

[www.ledil.com/
where_to_buy](http://www.ledil.com/where_to_buy)

Shipping locations

Salo, Finland
Hong Kong, China

Distribution Partners

[www.ledil.com/
where_to_buy](http://www.ledil.com/where_to_buy)