

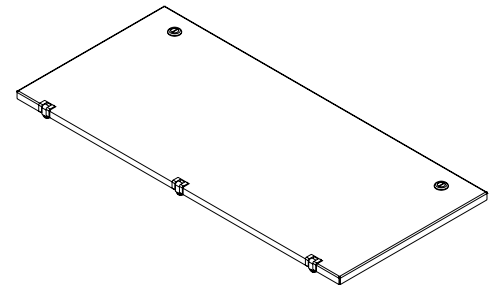
PART No. 2CLDC3636

for more information visit


www.hammfg.com

Data subject to change without notice

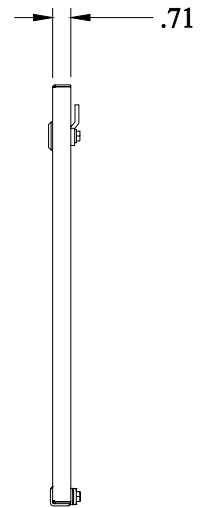
Isometric drawing Not to Scale



ISOMETRIC VIEW



FRONT VIEW



RIGHT SIDE VIEW