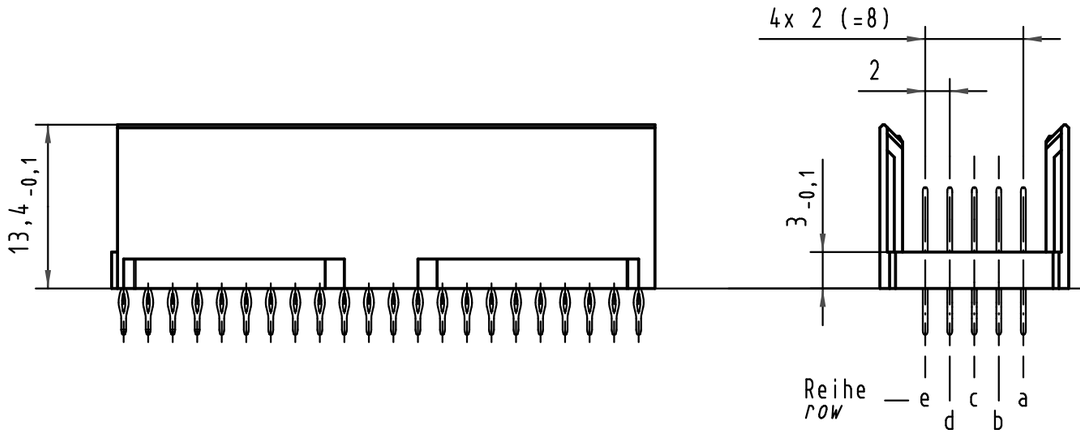

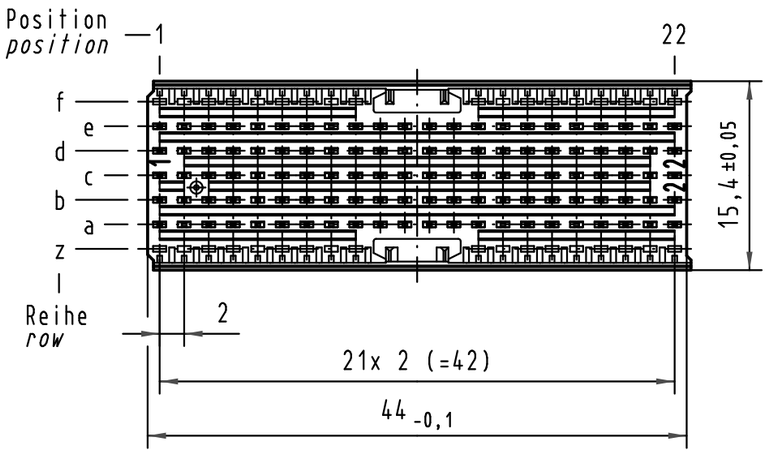

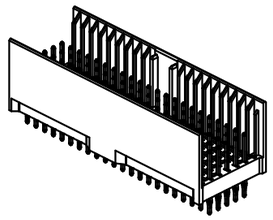

Kontakt-Maße
contact dimensions

(Längen der Steck- und Anschlußseite gelten für eingepreßte Steckverbinder)
(mating and termination length of contacts apply to pressed in connectors)

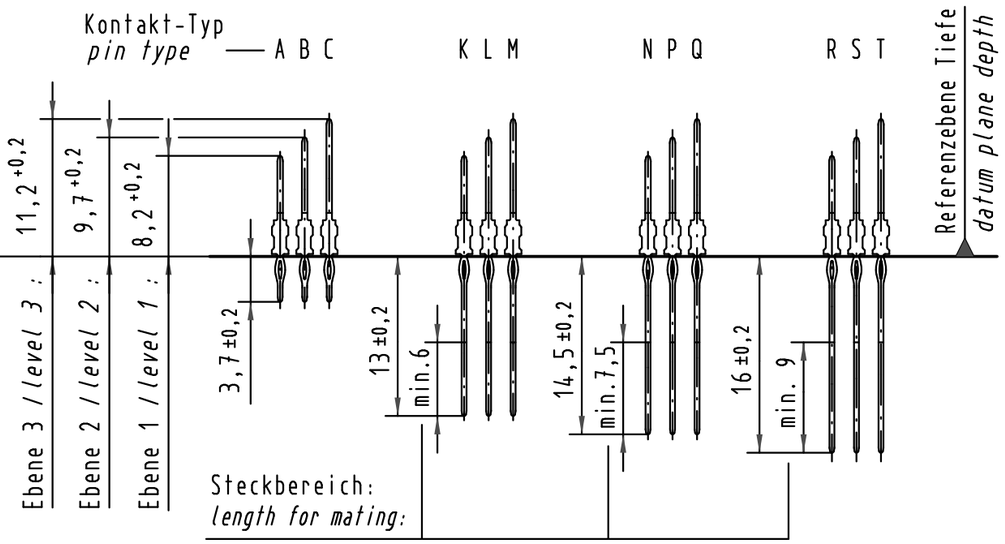

Kontaktbelegung
contact loading

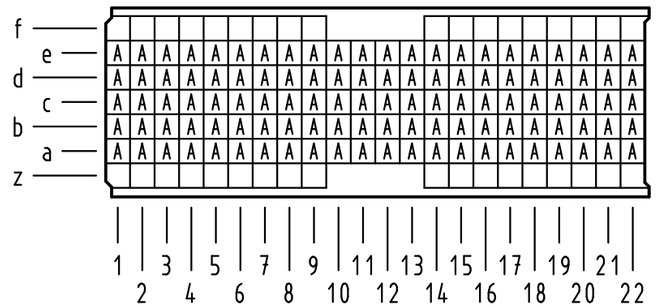

Lochbild
board drillings

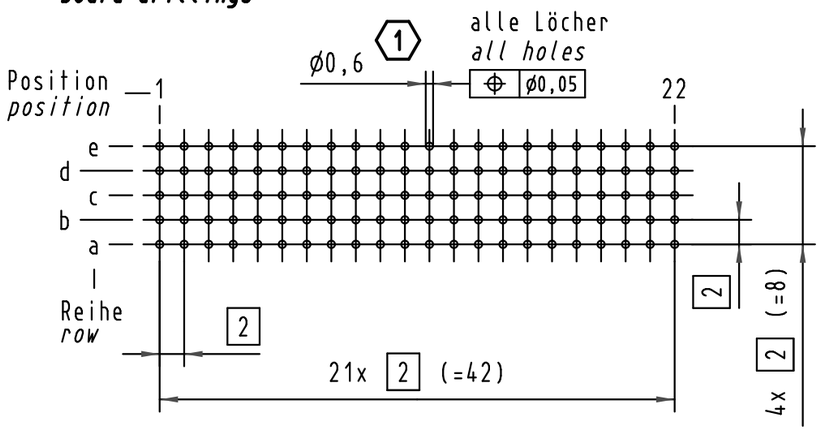

1 Empfohlener Lochaufbau und weitere Informationen siehe: DS 17 00 110 0101
recommended configuration of plated through holes and further information see: DS 17 00 110 0101

17 14 110 4201	S4
17 14 110 2201	2
17 14 110 1201	1
Bestell-Nr. *part-no.*	Anforderungsstufe *performance level* 1

All Dimensions in mm
Original Size DIN A 3

Techn. Character.

				Dat.	Name	Maßstab/*Scale*
			Detail.	06.06.01	Hl.	2 : 1
			Insp.	06.06.01	Ko	
36001	05.02.10	Hage.	Stand.			
34337	20.06.07	LehT				
29813						
Mod.	Dat.	Name				

Nicht tolerierte Maße/*Free size tolerances*
IEC 61076-4-101

har-bus HM Messerleiste Typ AB-22
110pol.,Anschlußlänge 3,7mm
har-bus HM male connector type AB-22
110pol.,termination length 3,7mm

HARTING Electronics GmbH & Co. KG
D-32339 ESPELKAMP

TB 17 14 110 x201

Blatt/*page* /

Sub.

Alle Rechte vorbehalten/ All rights reserved