

DRAWING MADE IN AMERICAN PROJECTION

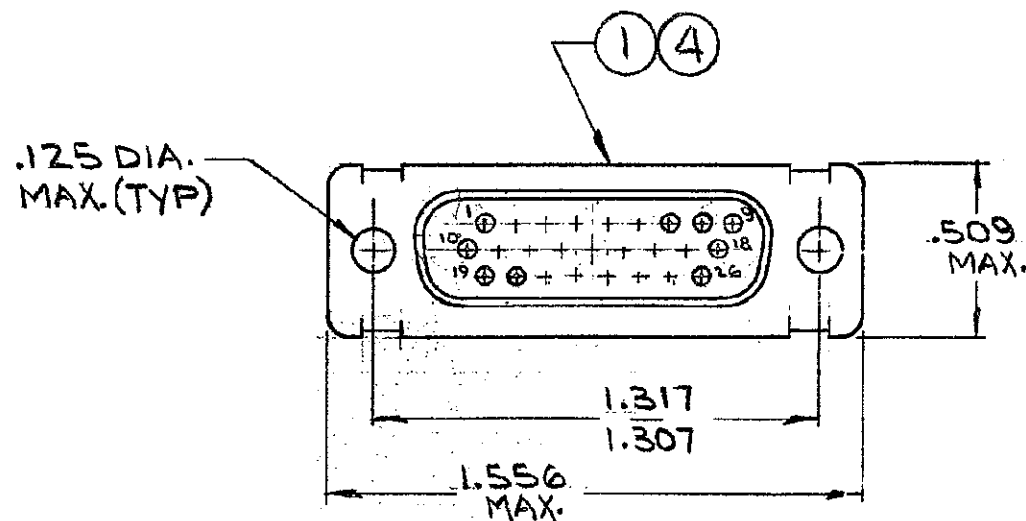
4

3

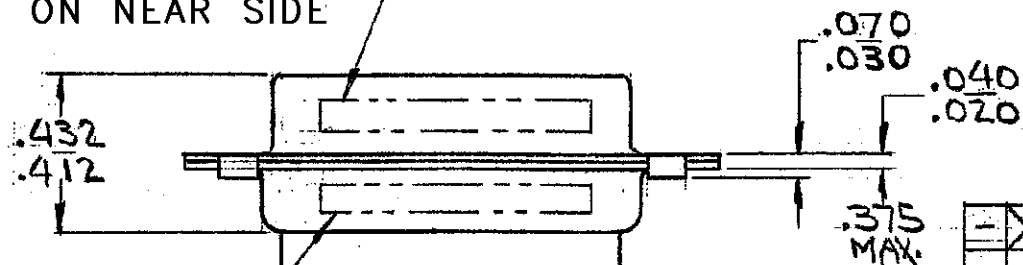
2

1

REVISIONS				
ZONE	LTR	DESCRIPTION	DATE	APPROVED
	G1	REVISED PER ECO-11-005030	24MAR11	HMR

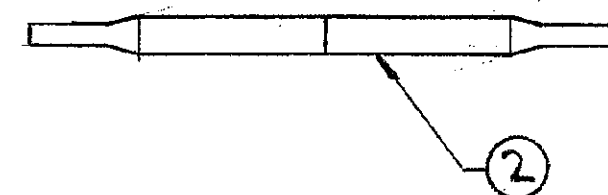
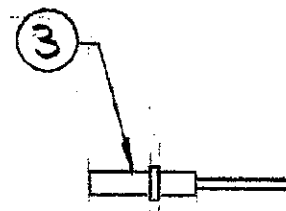


MFG'S NAME, BRAND, OR LOGO AND DATE CODE MARKED ON NEAR SIDE



MARKED ON FAR SIDE

- Ⓞ M24308/4-12F(-1,-2 F-3 ONLY)
- Ⓞ M24308/8-12F(-4,-5 F-6 ONLY)



-	X	-	-	-	MIL No. M24308/8-12F MARKED ON PACKAGE	
-	-	-	-	X	MIL No. M24308/4-12F MARKED ON PACKAGE	
X	-	-	-	-	MIL No. M24308/8-18F MARKED ON PACKAGE	
-	-	-	X	-	MIL No. M24308/4-18F MARKED ON PACKAGE	
1	1	1	-	-	C 204503-2 PLUG ASSY, SIZE 2 (BRASS SHELL)	
26	26	-	26	26	B 204370-2 CONTACT PIN, SIZE 22D	
1	-	1	1	-	B 91067-1 INSERTION/EXTRACTION TOOL	
-	-	-	1	1	C 204503-1 PLUG ASSY, SIZE 2 (STEEL SHELL)	
6	5	4	3	2	1	DWG NUMBER
6	5	4	3	2	1	NAME

204515 204515 204515 204515 204515 204515	UNLESS OTHERWISE SPECIFIED DIMENSIONS ARE IN INCHES TOLERANCES ON: DECIMALS ± # ANGLES ± #	CONTRACT NO. DR. <i>Wid</i> 11/25/70 CHK. <i>R. B. Baker</i> 12-8-70 APPD. <i>W. J. Baker</i> 12-8-70 REL. <i>R. W. Baker</i> 12-9-70	<b>STE</b> TE Connectivity		
	MATERIAL		NAME KIT, "HDD" SERIES, PLUG, SIZE #2 (26 POSITION)		
	035		SIZE <b>B</b>	CODE IDENT NO. 00779	NUMBER 204515
			SCALE #	SHEET 1 OF 1	REV G1

PRINT DIST  
D  
LOG  
DF

CUSTOMER DRAWING