

Power supply, with protective coating - QUINT-PS/ 3AC/24DC/20/CO - 2320924

Please be informed that the data shown in this PDF Document is generated from our Online Catalog. Please find the complete data in the user's documentation. Our General Terms of Use for Downloads are valid (<http://phoenixcontact.com/download>)



Primary-switched QUINT POWER power supply for DIN rail mounting with SFB (Selective Fuse Breaking) Technology, with protective coating, input: 3-phase, output: 24 V DC/20 A

Product description

QUINT POWER power supplies with maximum functionality

QUINT POWER circuit breakers magnetically and therefore quickly trip at six times the nominal current, for selective and therefore cost-effective system protection. The high level of system availability is additionally ensured, thanks to preventive function monitoring, as it reports critical operating states before errors occur.

Reliable starting of heavy loads takes place via the static power reserve POWER BOOST. Thanks to the adjustable voltage, all ranges between 5 V DC ... 56 V DC are covered.

Product Features

- ✓ For superior system availability
- ✓ Reliable starting of difficult loads with the static POWER BOOST power reserve with up to 1.5 times the nominal current permanently
- ✓ Fast tripping of standard circuit breakers with dynamic power reserve SFB (selective fuse breaking) technology with up to 6 times the nominal current for 12 ms
- ✓ Preventive function monitoring



Key commercial data

Packing unit	1 pc
Weight per Piece (excluding packing)	1860.0 GRM
Custom tariff number	85044030
Country of origin	Thailand

Technical data

Dimensions

Width	69 mm
-------	-------

Power supply, with protective coating - QUINT-PS/ 3AC/24DC/20/ CO - 2320924

Technical data

Dimensions

Height	130 mm
Depth	125 mm
Width with alternative assembly	125 mm
Height with alternative assembly	130 mm
Depth with alternative assembly	72 mm

Ambient conditions

Degree of protection	IP20
Ambient temperature (operation)	-40 °C ... 70 °C
Ambient temperature (storage/transport)	-40 °C ... 85 °C
Max. permissible relative humidity (operation)	100 % (at 25 °C, non-condensing)

Input data

Input voltage range	3x 320 V AC ... 575 V AC
	450 V DC ... 800 V DC
AC frequency range	45 Hz ... 65 Hz
Frequency range DC	0 Hz
Current consumption	3x 1.6 A (400 V AC)
	3x 1.3 A (500 V AC)
	2x 3.2 A (400 V AC)
	approx. 2x 2.8 A (500 V AC)
Inrush surge current	< 20 A (typical)
Power failure bypass	> 15 ms (400 V AC)
	> 25 ms (500 V AC)
Choice of suitable fuses	6 A ... 16 A (AC: Characteristics B, C, D, K)
Type of protection	Transient surge protection
Protective circuit/component	Varistor, gas-filled surge arrester

Output data

Nominal output voltage	24 V DC \pm 1%
Setting range of the output voltage	18 V DC ... 29.5 V DC (> 24 V constant capacity)
Output current	20 A (-25°C ... 60°C, U _{OUT} = 24 V DC)
	26 A (with POWER BOOST, -25°C ... 40°C permanently, U _{OUT} = 24 V DC)
	120 A (SFB technology, 12 ms)
Derating	60 °C ... 70 °C (2.5%/K)
Connection in parallel	Yes, for redundancy and increased capacity
Connection in series	Yes

Power supply, with protective coating - QUINT-PS/ 3AC/24DC/20/ CO - 2320924

Technical data

Output data

Residual ripple	< 40 mV _{pp} (with nominal values)
Peak switching voltages nominal load	< 40 mV _{pp} (at nominal values, 20 MHz)
Maximum power dissipation NO-Load	11 W
Power loss nominal load max.	40 W

General

Net weight	1.5 kg
Efficiency	> 93 % (at 400 V AC and nominal values)
Insulation voltage input/output	4 kV AC (type test) 2 kV AC (routine test)
Protection class	I
MTBF (IEC 61709, SN 29500)	> 534000 h
Mounting position	horizontal DIN rail NS 35, EN 60715
Assembly instructions	Alignable: 5 mm horizontally, 15 mm next to active components, 50 mm vertically
Electromagnetic compatibility	Conformance with EMC Directive 2004/108/EC
Standard – Electrical equipment of machines	EN 60204
Standard - Safety of transformers	IEC 61558-2-17
Standard - Electrical safety	IEC 60950-1/VDE 0805 (SELV)
Shipbuilding approval	Germanischer Lloyd (EMC 1), ABS, LR, RINA, NK, DNV, BV
Standard – Electronic equipment for use in electrical power installations and their assembly into electrical power installations	EN 50178/VDE 0160 (PELV)
Standard – Safety extra-low voltage	IEC 60950-1 (SELV) and EN 60204 (PELV)
Standard - Safe isolation	DIN VDE 0100-410 DIN VDE 0106-1010
Standard – Protection against electric shock	DIN 57100-410
Standard – Protection against shock currents, basic requirements for protective separation in electrical equipment	DIN VDE 0106-101
Standard – Limitation of mains harmonic currents	EN 61000-3-2
Standard - Equipment safety	BG (design tested)
Approval - requirement of the semiconductor industry with regard to mains voltage dips	SEMI F47-0706 Compliance Certificate
Information technology equipment - safety (CB scheme)	CB Scheme
UL approvals	UL/C-UL listed UL 508 UL/C-UL Recognized UL 60950 UL ANSI/ISA-12.12.01 Class I, Division 2, Groups A, B, C, D (Hazardous Location)
Surge voltage category	III

Power supply, with protective coating - QUINT-PS/ 3AC/24DC/20/ CO - 2320924

Technical data

Connection data, input

Connection method	Screw connection
Conductor cross section solid min.	0.2 mm ²
Conductor cross section solid max.	6 mm ²
Conductor cross section stranded min.	0.2 mm ²
Conductor cross section stranded max.	4 mm ²
Conductor cross section AWG/kcmil min.	18
Conductor cross section AWG/kcmil max	10
Stripping length	7 mm
Screw thread	M4

Connection data, output

Connection method	Screw connection
Conductor cross section solid min.	0.2 mm ²
Conductor cross section solid max.	6 mm ²
Conductor cross section stranded min.	0.2 mm ²
Conductor cross section stranded max.	4 mm ²
Conductor cross section AWG/kcmil min.	12
Conductor cross section AWG/kcmil max	10
Stripping length	7 mm

Signaling

Output name	DC OK active
Output description	$U_{OUT} > 0.9 \times U_N$: High signal
Output voltage	+ 24 V DC
Maximum inrush current	min. 20 mA (short-circuit resistant)
Continuous load current	≤ 20 mA
Status display	$U_{OUT} > 0.9 \times U_N$: "DC OK" LED green
Note on status display	$U_{OUT} < 0.9 \times U_N$: Flashing "DC OK" LED
Conductor cross section solid min.	0.2 mm ²
Conductor cross section solid max.	6 mm ²
Conductor cross section stranded min.	0.2 mm ²
Conductor cross section stranded max.	4 mm ²
Conductor cross section AWG/kcmil min.	18
Conductor cross section AWG/kcmil max	10
Tightening torque, min	0.5 Nm
Tightening torque max	0.6 Nm
Screw thread	M4

Power supply, with protective coating - QUINT-PS/ 3AC/24DC/20/CO - 2320924

Technical data

Signaling

Output name	DC OK floating
Output description	Relay contact, $U_{OUT} > 0.9 \times U_N$: Contact closed
Maximum switching voltage	≤ 30 V AC/DC
Maximum inrush current	≤ 1 A
Continuous load current	≤ 1 A
Status display	$U_{OUT} > 0.9 \times U_N$: "DC OK" LED green
Note on status display	$U_{OUT} < 0.9 \times U_N$: Flashing "DC OK" LED
Output name	POWER BOOST, active
Output description	$I_{OUT} < I_N$: High signal
Output voltage	+ 24 V DC
Maximum inrush current	min. 20 mA (short-circuit resistant)
Continuous load current	≤ 20 mA
Status display	$I_{OUT} > I_N$: LED "BOOST" yellow

Classifications

eCl@ss

eCl@ss 4.0	27040702
eCl@ss 4.1	27040702
eCl@ss 5.0	27049002
eCl@ss 5.1	27049002
eCl@ss 6.0	27049002
eCl@ss 7.0	27049002
eCl@ss 8.0	27049002

ETIM

ETIM 3.0	EC001039
ETIM 4.0	EC000599
ETIM 5.0	EC002540

UNSPSC

UNSPSC 6.01	30211502
UNSPSC 7.0901	39121004
UNSPSC 11	39121004
UNSPSC 12.01	39121004
UNSPSC 13.2	39121004

Power supply, with protective coating - QUINT-PS/ 3AC/24DC/20/ CO - 2320924

Approvals

Approvals

Approvals

CSA / UL Recognized / UL Listed / cUL Recognized / GOST / GL / IECEE CB Scheme / Bauartgeprüft / cULus Recognized

Ex Approvals

UL Listed / cUL Listed / cULus Listed


Approvals submitted


Approval details

CSA 

UL Recognized 

UL Listed 



cUL Recognized 

GOST 

GL

Power supply, with protective coating - QUINT-PS/ 3AC/24DC/20/ CO - 2320924

Approvals



Drawings

Block diagram

