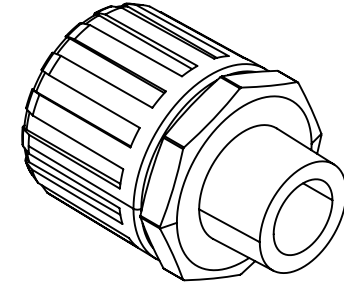
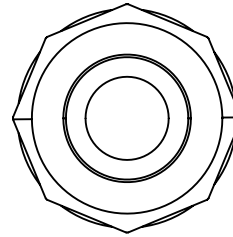
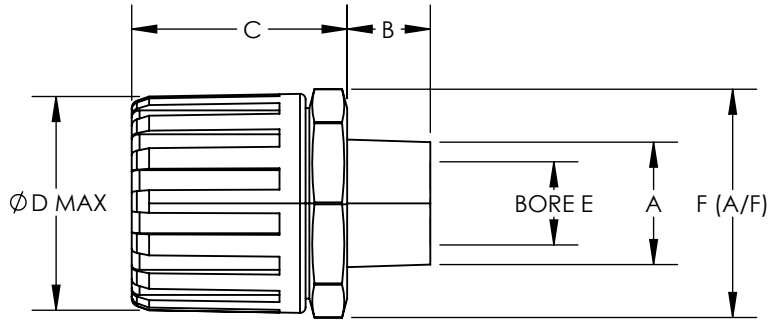


SW2015



Revision level			Revision Record	Changed	Date	Approved	Date
Drawing	State	Part					
00.0	Design Release		SEE ECN# 013811	CTF	04/18/2017	JG	04/18/2017



Conduit Size		HellermannTyton Part Number	Manufacturer Reference Number	Thread	Dimensions									
in.	mm			A	B	C	D		E		F (A/F)			
				NPT or M	in.	mm	in.	mm	in.	mm	in.	mm	in.	mm
3/8"	16.0	HGU038-S-0380	FPAU16-038B	3/8 NPT	0.43	11.0	1.18	30.0	1.14	29.0	0.43	11.0	1.10	28.0
3/8"	16.0	HGU038-S-0500	FPAU16-050B	1/2 NPT	0.55	14.0	1.18	30.0	1.14	29.0	0.57	14.5	1.10	28.0
1/2"	21.0	HGU050-S-0500	FPAU21-050B	1/2 NPT	0.55	14.0	1.18	30.0	1.26	32.0	0.57	14.5	1.18	30.0
3/4"	28.0	HGU075-S-0750	FPAU28-075B	3/4 NPT	0.59	15.0	1.34	34.0	1.73	44.0	0.77	19.5	1.65	42.0
1"	34.0	HGU100-S-1000	FPAU34-100B	1 NPT	0.63	16.0	1.46	37.0	2.01	51.0	1.04	26.5	1.93	49.0
1-1/4"	42.0	HGU125-S-1250	FPAU42-125B	1-1/4 NPT	0.63	16.0	1.73	44.0	2.48	63.0	1.28	32.5	2.36	60.0
1-1/4"	42.0	HGU125-S-1500	FPAU42-150B	1-1/2 NPT	0.71	18.0	1.73	44.0	2.48	63.0	1.65	42.0	2.36	60.0
1-1/2"	54.0	HGU150-S-1500	FPAU54-150B	1-1/2 NPT	0.71	18.0	1.93	49.0	2.99	76.0	1.65	42.0	2.87	73.0
1-1/2"	54.0	HGU150-S-2000	FPAU54-200B	2 NPT	0.79	20.0	1.93	49.0	2.99	76.0	2.09	53.0	2.87	73.0
3/8"	16.0	HGU16-S-M16B	FPAU16-M16B	M16X1.5	0.43	11.0	1.18	30.0	1.14	29.0	0.43	11.0	1.10	28.0
3/8"	16.0	HGU16-S-M20B	FPAU16-M20B	M20X1.5	0.55	14.0	1.18	30.0	1.14	29.0	0.57	14.5	1.10	28.0
1/2"	21.0	HGU21-S-M20B	FPAU21-M20B	M20X1.5	0.55	14.0	1.18	30.0	1.26	32.0	0.57	14.5	1.18	30.0
3/4"	28.0	HGU28-S-M25B	FPAU28-M25B	M25X1.5	0.59	15.0	1.38	35.0	1.73	44.0	0.77	19.5	1.65	42.0
1"	34.0	HGU34-S-M32B	FPAU34-M32B	M32X1.5	0.63	16.0	1.46	37.0	2.01	51.0	1.04	26.5	1.93	49.0
1"	34.0	HGU34-S-M40B	FPAU34-M40B	M40X1.5	0.63	16.0	1.46	37.0	2.01	51.0	1.28	32.5	1.93	49.0
1-1/4"	42.0	HGU42-S-M40B	FPAU42-M40B	M40X1.5	0.63	16.0	1.77	45.0	2.48	63.0	1.28	32.5	2.36	60.0
1-1/4"	42.0	HGU42-S-M50B	FPAU42-M50B	M50X1.5	0.63	16.0	1.77	45.0	2.48	63.0	1.59	40.5	2.36	60.0
1-1/2"	54.0	HGU54-S-M50B	FPAU54-M50B	M50X1.5	0.63	16.0	1.93	49.0	2.99	76.0	1.65	42.0	2.87	73.0
1-1/2"	54.0	HGU54-S-M63B	FPAU54-M63B	M63X1.5	0.63	16.0	1.93	49.0	2.99	76.0	2.09	53.0	2.87	73.0

Material
PA66

Units: inches
Dimension without tolerances details to:
.xxxx = ±.0005
.xxx = ±.005
.xx = ±.01
.x = ±.03
None = ±.06
∠ = ±0.5°
Dimension Formatted in[mm]

The copyright of this drawing is reserved by HellermannTyton. It is issued on condition that it is not reproduced, copied, or disclosed to a third party, either wholly or in part, without the consent of HellermannTyton.

Drawn CTF 04/18/2017
Approved JG 04/18/2017

HellermannTyton
North America
Email: corp@htamericas.com
Web: www.hellermann.tyton.com

Article/Type-No HGU-S SERIES
Title HELAGUARD ULTRA STRAIGHT NYLON FITTING, NPT OR METRIC THREAD, IP68
Drawing-No PRODUCTION : Phase
17-0794-001-CSU

Scale 1:1
Project Number PRP 17-0794
Format AH
Sheet 1/1