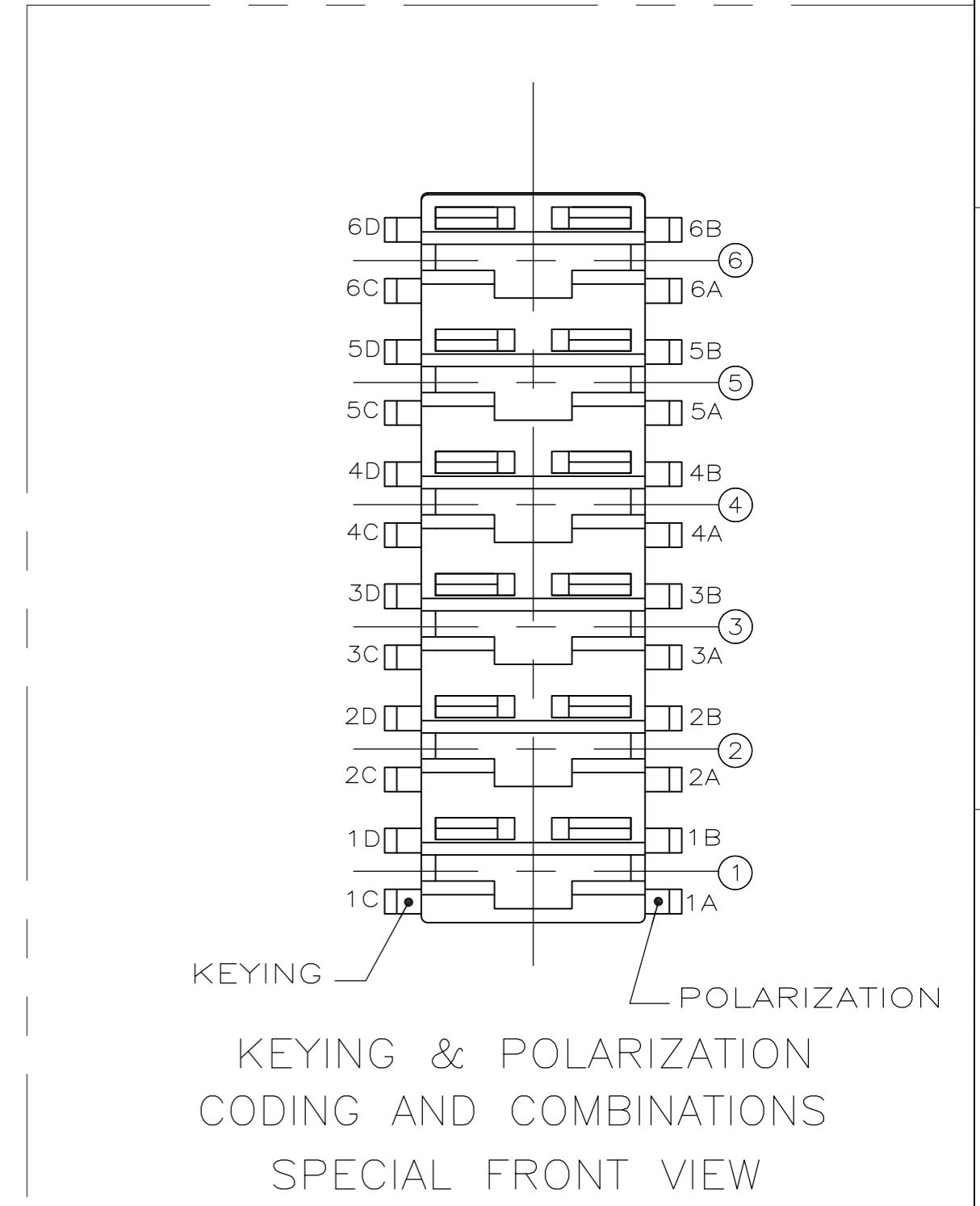

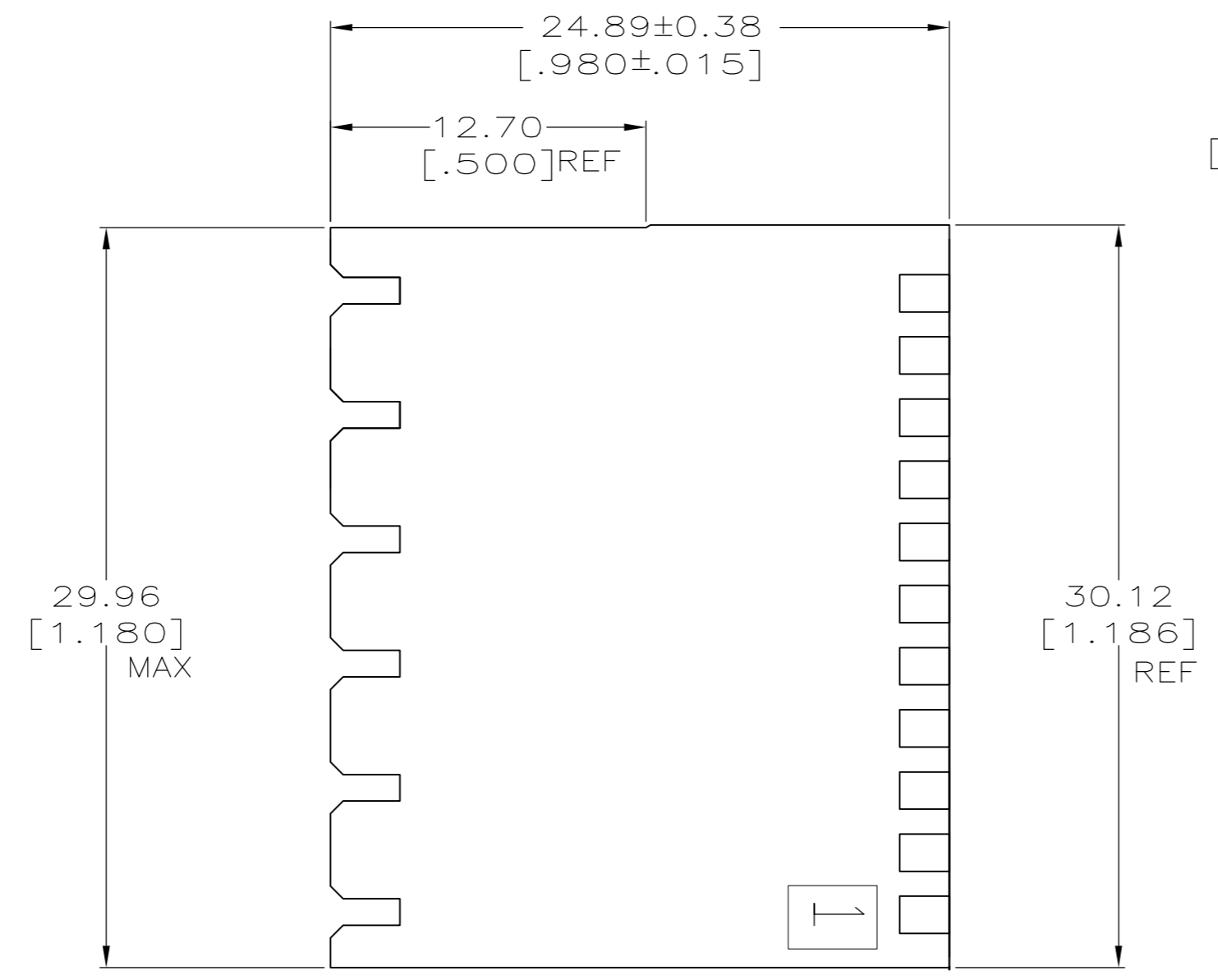
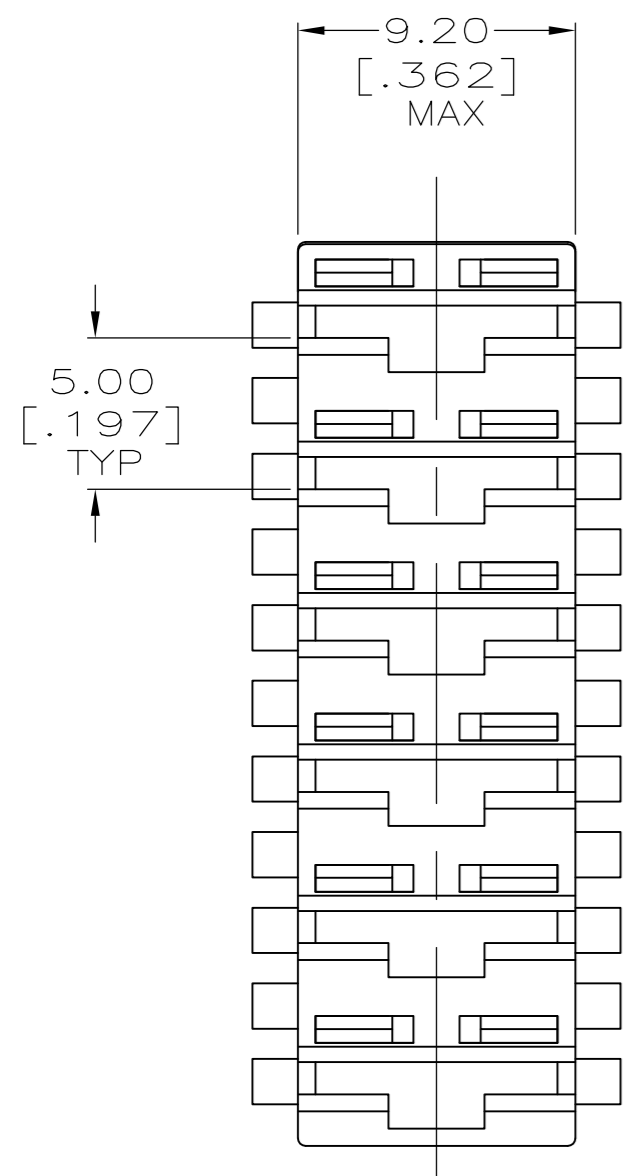
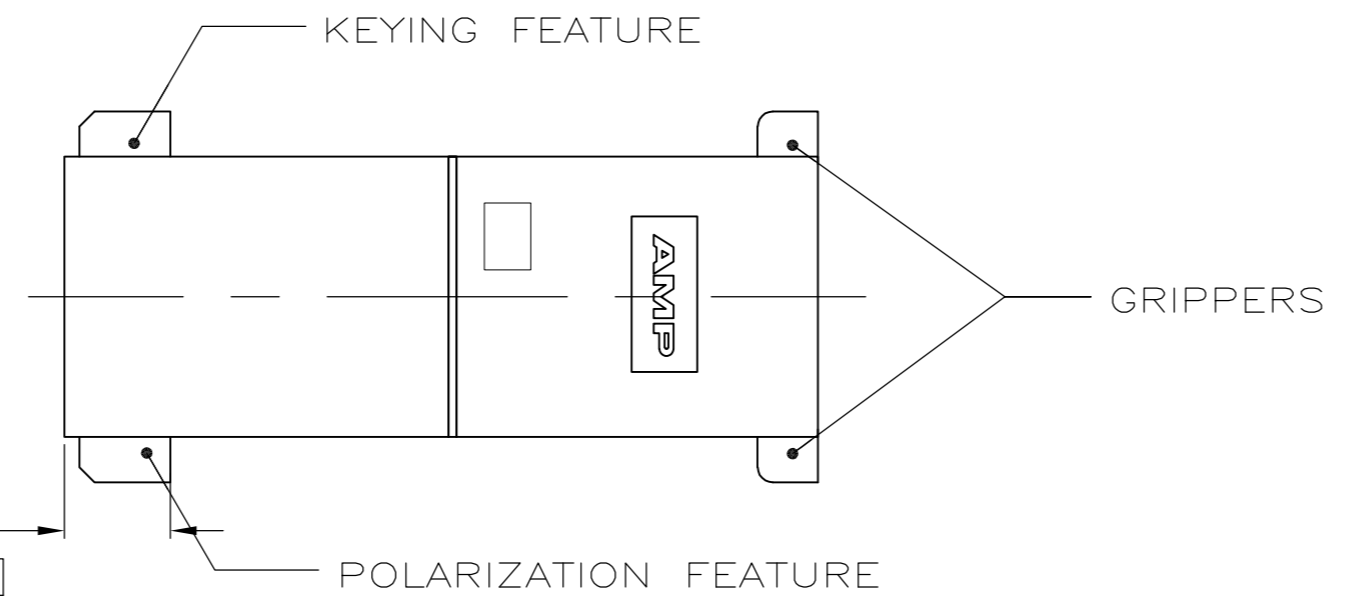


THIS DRAWING IS UNPUBLISHED. RELEASED FOR PUBLICATION
 © COPYRIGHT - By - ALL RIGHTS RESERVED.

REVISIONS				
P	LTR	DESCRIPTION	DATE	APVD
K		REVISED PER ECR-16-001902	22MAR2016	BW JP



- 1 ACCEPTS RECEPTACLE CONTACTS 1217378(#18-#22 AWG SINGLE WIRE), 1217094(#18-#14 AWG SINGLE WIRE) AND 1217095 (TWO #18'S OR TWO #16'S OR A #16 + #18 COMBINATION).
- 2 FRONT AND BACK VIEWS SHOW ONLY THE GRIPPERS. FOR KEYING AND POLARIZATION FEATURES, SEE SPECIAL FRONT VIEW.

3 PRELIMINARY - NOT FOR PRODUCTION

RAST 5 DESIGNATION	FINISH/COLOR	KEYING FEATURE	POLARIZATION FEATURE	PART NUMBER
---	BLUE	NONE	NONE	3 521208-6
---	NATURAL	5C	3B,4A,5B,6A	521208-5
---	BLUE	2C,3D	2B	521208-4
06-A	NATURAL	3C,6D	1B	3 521208-3
---	BLUE	5C	3B,4A,5B,6A	3 521208-2
06-A	BLUE	3C,6D	1B	521208-1

THIS DRAWING IS A CONTROLLED DOCUMENT.

DWN	JR RUTH	10/20/98
CHK	MS FEHER	10/20/98
APVD	E HOWARD	10/20/98
PRODUCT SPEC	-	
APPLICATION SPEC	-	
WEIGHT	-	
CUSTOMER DRAWING	-	

TE Connectivity

HOUSING, RECEPT, POSITIVE-LOCK, MKIII, 6.35 [.250] SERIES, 6 POSITION

SIZE: A2 CAGE CODE: 00779 DRAWING NO: C=521208 RESTRICTED TO: -

SCALE: 4:1 SHEET: 1 OF 1 REV: K