

MULTILAYER CHIP VARISTOR

0201 Ultra Low Capacitance Type

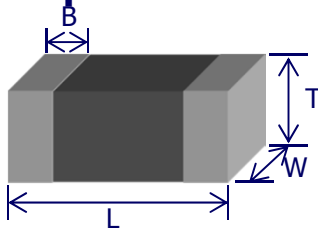
Features

- 0201(0.6x0.3mm) Chip Size.
- Ultra Low Capacitance for High Speed Signal Line. (0.5pF)
- High ESD Robustness Characteristics, and Excellent ESD Clamping Characteristics.

Applications

- ESD Protection for Signal Line(HDMI, USB, SATA etc.)
- Filter Circuit for EMI Measures
- Cellular Phone, DVC, DSC, Note PC, Portable Music Player, PDA etc.

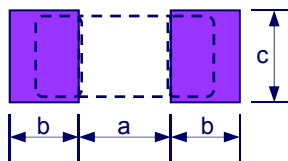
Shapes & Dimensions



SIZE	L	W	T	B
0.6x0.3mm	0.6±0.03	0.3±0.03	0.3±0.03	0.1 Min.

Unit / mm

Recommended PCB Pattern



SIZE	a	b	c
0.6x0.3mm	0.25 to 0.35	0.2 to 0.3	0.25 to 0.35

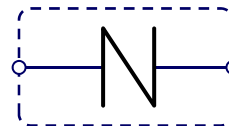
Unit / mm

Naming Conventions

AVRL	06	1F	R50	E	T	A
(1)	(2)	(3)	(4)	(5)	(6)	(7)

(1)	Series name / AVRL
(2)	Dimension / 06:0.6x0.3(mm)
(3)	Rated voltage / 1F:30(V)
(4)	Capacitance / R50:0.50(pF)
(5)	Capacitance tolerance / E:±0.2(pF)
(6)	Packaging scheme / T:Taping
(7)	Varistor Voltage & TDK Internal Code

Circuit Symbol



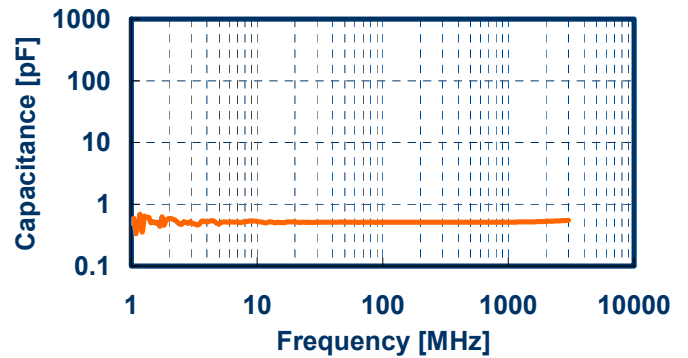
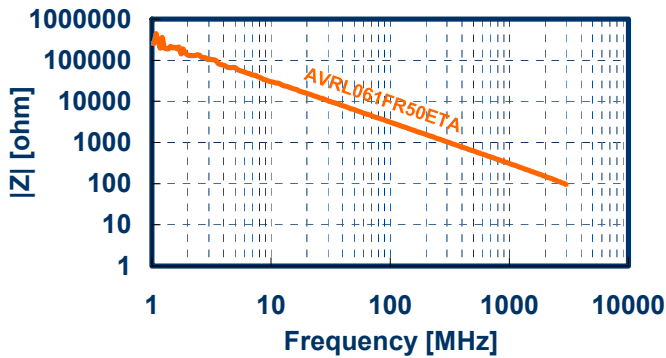
Electrical Characteristics

Part No.	Rated Voltage (Vdc) (V)	Capacitance (C1MHz) (pF)	Varistor Voltage (V1mA) (V)	ESD IEC61000-4-2, Contact
AVRL061FR50ETA	30 Max.	0.5 (0.3 ~ 0.7)	140 Typ.	±4kV

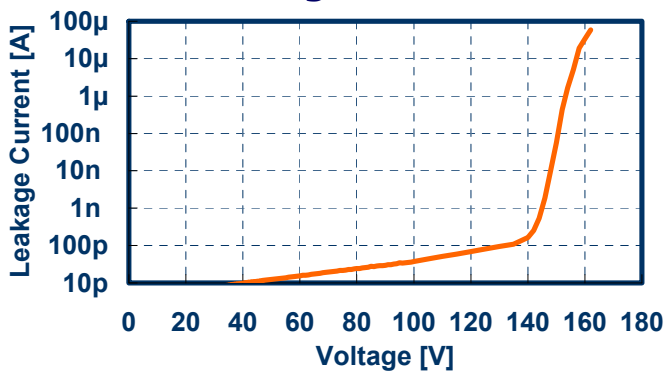
MULTILAYER CHIP VARISTOR

0201 Ultra Low Capacitance Type

|Z|, Cp vs. Frequency Characteristics



Current vs. Voltage Curve



ESD Clamping Characteristics

