



■ Features :

- AC input range selected by switch
- Built-in passive PFC function compliance to EN61000-3-2
- With AC ON-OFF switch
- 3 poles AC inlet with fuse holder
- Protections: Short circuit / Overload / Over voltage / Over temperature
- Charger type can be selected (Optional)
- Charger for lead-acid batteries
- 2 color LED loading indicator
- Open frame models available (Without safety approval)
- Low cost, High reliability
- 2 years warranty



**S: Power Supply**  
**A: Voltage detector**  
**B: Current detector**

**P: With PFC**  
**N: None PFC**

□: O.D.M. number

**P: Open P.C.B.**  
**C: With case**

**13: 13.8V**  
**27: 27.6V**  
**54: 55.2V**

**SPECIFICATION**

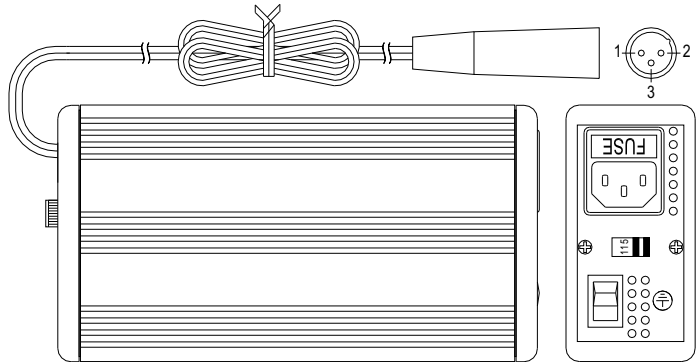
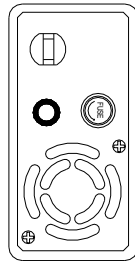
MODEL		PA/PB-120□-13□	PA/PB-120□-27□	PA/PB-120□-54□
OUTPUT	DC VOLTAGE	13.8V	27.6V	55.2V
	RATED CURRENT	7.2A	4.3A	2.2A
	CURRENT RANGE	0 ~ 7.2A	0 ~ 4.3A	0 ~ 2.2A
	RATED POWER	99.36W	118.68W	121.44W
	LED INDICATED	PA series voltage 105%±1% ↓ : RED / 105%±1% ↑ : GREEN PB series load 46%±10% ↓ : GREEN / 46%±10% ↑ : RED		
INPUT	VOLTAGE RANGE	88 ~ 132VAC / 176 ~ 264VAC selected by switch		
	FREQUENCY RANGE	47 ~ 63Hz		
	POWER FACTOR (Typ.)	>0.65 (with PFC series)		
	EFFICIENCY (Typ.)	73%	79%	79%
	AC CURRENT (Typ.)	3A/115VAC 1.5A/230VAC		
	INRUSH CURRENT (Typ.)	COLD START 25A/115VAC 50A/230VAC		
	LEAKAGE CURRENT	<1.5mA / 240VAC		
PROTECTION	OVERLOAD	90 ~ 110% rated output power Protection type : Constant current limiting, recovers automatically after fault condition is removed		
	OVER VOLTAGE	15 ~ 17V	30 ~ 35V	60 ~ 66V
	OVER TEMPERATURE	RTH2 ≥ 70°C ±10°C detect on RTH2 thermistor Protection type : Shut down o/p voltage, recovers automatically after temperature goes down		
ENVIRONMENT	WORKING TEMP.	-10 ~ +45°C (Refer to output load derating curve)		
	WORKING HUMIDITY	20 ~ 90% RH non-condensing		
	STORAGE TEMP., HUMIDITY	-20 ~ +85°C, 10 ~ 95% RH		
	TEMP. COEFFICIENT	±0.05%/°C (0 ~ 45°C)		
	VIBRATION	10 ~ 500Hz, 2G 10min./1cycle, 60min. each along X, Y, Z axes		
SAFETY & EMC (Note 4)	SAFETY STANDARDS	UL60950-1, TUV EN60950-1, EN60335, EN60335-1, EN60335-2-29 approved		
	WITHSTAND VOLTAGE	I/P-O/P: 3KVAC I/P-FG: 1.5KVAC O/P-FG: 0.5KVAC		
	ISOLATION RESISTANCE	I/P-O/P, I/P-FG, O/P-FG: 100M Ohms/500VDC		
	EMI CONDUCTION & RADIATION	Compliance to EN55022 (CISPR22) Class B		
	HARMONIC CURRENT	Compliance to EN61000-3-2,-3		
	EMS IMMUNITY	Compliance to EN61000-4-2,3,4,5,6,8,11; ENV50204, EN55024, light industry level, criteria A		
OTHERS	MTBF	149.6K hrs min. MIL-HDBK-217F (25°C)		
	DIMENSION	PCB Type: 144*90*33mm External case type: 180*96*49mm (L*W*H)		
	PACKING	1.1Kg; 16pcs / 17.9Kg / 1.47CUFT (without PFC) 1.24Kg; 16pcs / 20.1Kg / 1.47CUFT (with PFC)		
NOTE	<p>1. All parameters NOT specially mentioned are measured at 230VAC input, rated load and 25°C of ambient temperature.</p> <p>2. Ripple &amp; noise are measured at 20MHz of bandwidth by using a 12" twisted pair-wire terminated with a 0.1uF &amp; 47uF parallel capacitor.</p> <p>3. Tolerance : includes set up tolerance, line regulation and load regulation.</p> <p>4. The power supply is considered a component which will be installed into a final equipment. The final equipment must be re-confirmed that it still meets EMC directives.</p> <p>5. With PFC I/P range: 95~132VAC/190~264VAC.</p> <p>6. For open P.C.B. WITH 17.8CFM min. Forced air.</p>			

## Mechanical Specification

Case No. PS-120A Unit:mm

CASE:  
Output cable length=183cm±5cm

Pin No.	Assignment
1	DC OUTPUT +V
2,3	DC OUTPUT -V



PCB:

AC Input Connector (CN1) : JST B3P-VH or equivalent

Pin No.	Assignment	Mating Housing	Terminal
1	AC/L	JST VHR or equivalent	JST SVH-21T-P1.1 or equivalent
2	No Pin		
3	AC/N		

DC Output Connector (CN3) : JST B4P-VH or equivalent

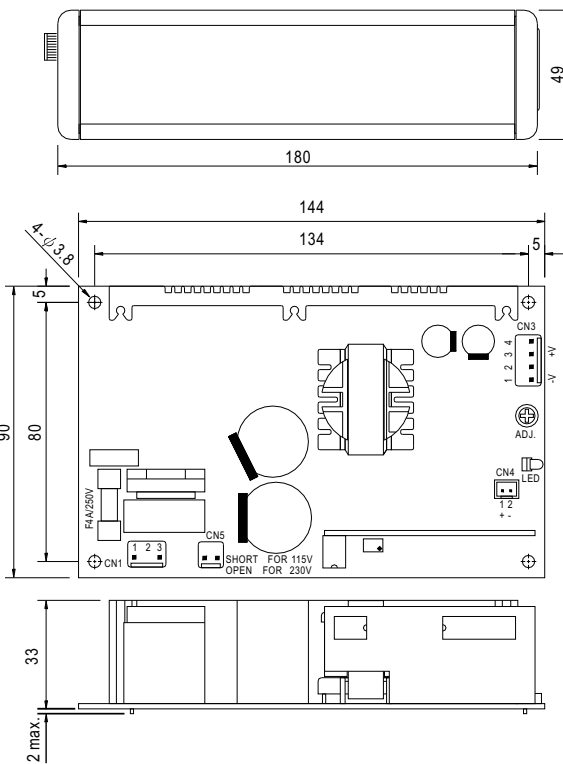
Pin No.	Assignment	Mating Housing	Terminal
1,2	-V	JST VHR or equivalent	JST SVH-21T-P1.1 or equivalent
3,4	+V		

12VDC FAN Output Connector (CN4) : JST B2B-XH or equivalent

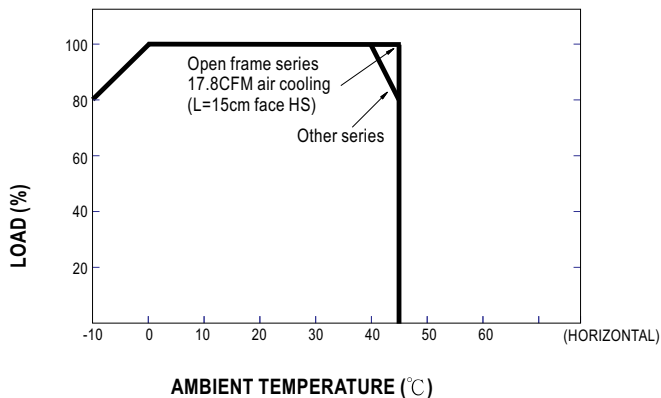
Pin No.	Assignment	Mating Housing	Terminal
1	+V	JST XHP or equivalent	JST SXH-001T-P0.6 or equivalent
2	-V		

115/230V selected by switch Connector (CN5) : JST B2P-VH or equivalent

Switch	Assignment	Mating Housing	Terminal
115V	Short	JST VHR or equivalent	JST SVH-21T-P1.1 or equivalent
230V	Open		



## Derating Curve



## Charging Curve

